



Fōm CORE

SERVE. CREATE. INSPIRE.

K-12

**EDUCATION**

2022 FULL LINE CATALOG




# HELLO



**AT OUR CORE WE ARE COMMITTED TO  
SERVE. CREATE. INSPIRE.  
SERVING OUR PEOPLE AND CUSTOMERS  
BY MAKING SPACES MORE CREATIVE;  
INSPIRING HEALTHY, SAFE AND ADAPTABLE  
ENVIRONMENTS FOR LEARNERS OF ALL  
AGES IN EVERYDAY LIFE.**

Environment matters. How a space "feels" impacts how we interact with others at school, work, and in the home. Intentional room design fosters collaboration, connection, learning, and creativity. At Fomcore we believe in creating spaces which foster collaborative, fun, and creative room environments. No matter the setting, we are driven to help you think through and create a space that serves and inspires.



LEARN MORE ABOUT WHO WE  
ARE AND OUR CORE VALUES  
#ATOURCORE



## T A B L E O F C O N T E N T S

---

### **At Our Core - A Grandpa's Love**

Pages 3 - 4

---

### **Why Foam?**

Pages 5 - 6

---

### **Series Descriptions**

Pages 7 - 10

---

### **Ottoman & Bench Series**

Pages 11 - 12

---

### **Armless Series**

Pages 13 - 14

---

### **Café Series**

Pages 15 - 16

---

### **Social Series**

Pages 17 - 18

---

### **Nest Series**

Pages 19 - 20

---

### **Step Series**

Pages 21 - 22

---

### **Collaborative Set Series**

Pages 23 - 24

---

### **Network Series**

Pages 25 - 26

---

### **Lotus Series**

Pages 27 - 28

---

### **Lotus Jr. Series / Sensory & Safe**

Pages 29 - 30

---

### **Fōm Filled Series**

Pages 31 - 32

---

### **Custom Options**

Pages 33 - 34

---

### **Design Services**

Pages 35 - 36

---

### **Material Swatches**

Pages 37 - 42

---

### **Product Reference Guide**

Pages 43 - 62

---

### **Power Reference Guide**

Pages 63 - 64

---

### **Customer Service**

Pages 65 - 66

---

# AT OUR CORE

A GRANDPA'S LOVE

Ali Mae is my daughter Andria's rainbow baby. She and her husband Garth had been trying to have another child for some time, and the news of Andria's pregnancy was received with great joy. As the pregnancy progressed, Andria and her husband learned their child had a high probability of being a baby with Down syndrome. I am so proud of Andria and Garth for never losing sight of how much love and value Ali Mae would bring into this world. Imagine the life-changing impact of that news; as having a child with Down syndrome means likely never being an empty nester, uprooting old routines, and so much more. However with these changes has also come endless joy! I am grateful I can call myself the grandfather of a special needs 5-year-old who adds so much light and laughter to our lives.



Ali Mae is very small for her age. Because of this, it was difficult for us to find chairs that fit her when she started school. As a co-owner at Fōmcore, I knew we could find a creative solution to help Ali Mae feel comfortable and safe in her learning environment. We were able to design and create a custom chair that would fit both her size and classroom perfectly.

Having a grandchild with Down syndrome gives me a special interest in our Sensory and Safe Series, however this product category has always been something Fōmcore has a heart for.

**WITH FōM CORE'S SENSORY AND SAFE PRODUCTS, WE HOPE WE CAN CONTINUE TO DO THINGS LIKE THIS FOR SPECIAL NEEDS CHILDREN ALL ACROSS OUR COUNTRY.**

All of the products in our Sensory and Safe line are lightweight and fully zippered (which means no hard edges or pinch points!) so learners can experience a maneuverable and safe environment. Our Hug Chair is a place where students can experience reassuring pressure whenever they need. Each piece is designed to serve our learners with unique challenges in their various educational environments.

We are always working to improve our Sensory and Safe products to better fit the students who use them everyday. Our latest improvements focus on the FōM Desk and include an updated design that keeps it lightweight, safe, and more stable than ever. We will not stop there. It has been an incredible experience to be able to incorporate my family into my daily work. Ali Mae's joy and spirit is a constant reminder that the work we do goes far beyond the furniture; it's all about the students who use it. As a grandfather, I am excited to see how Ali Mae continues to bless our family. As an owner at Fōmcore, I am excited to see how we can continue to be a blessing to others through the products that we create.

 See page 30 for all our Sensory & Safe products

“I am grateful I can call myself the grandfather of a special needs 5-year-old who adds so much light and laughter to our lives.”

Jeff Zack  
Co-Owner & Grandpa




# WHY FOAM?

SEE THE DIFFERENCE

## FÖM CORE

- VS -

## NOT-SO "SOFT SEATING"



### ● SOLID FOAM CONSTRUCTION

- Light weight for easy adaptability
- Re-arrange your environment on the fly (you won't break a sweat moving our furniture)
- No hard edges or sharp corners for a safe and comfortable experience
- Without a hard internal structure for the foam to rub and wear against... it will never slouch, slope, compress or puddle
- High grade foam
- Easy to make custom shapes and designs
- Meets the demands of the learning and working environment.... FOR LIFE!
- VERY comfy and soft

### ● WOODEN FRAME CONSTRUCTION

- Heavy and bulky furniture with hard edges
- Joints loosen over time creating pieces that are unstable and unsafe


### ● STAPLES AND NAILS

- Excess staples and nails loosen and poke through textile

### ● CHEAP FOAM WRAP


- Provides little comfort from hard wood frame
- Thin foam layer breaks down easily making furniture that is rippled, puddled and tired looking.
- Not-so "Soft-Seating"





Can furniture still be called "soft seating" when 90% of the piece is made of wood and other hard materials? At Fömc core we believe soft-seating should be SOFT. No heavy clunky pieces or sharp edges hidden by thin strips of cheap foam. Our unique solid foam construction produces furniture that is light weight for easy adaptability; durable for learning and work environment, as well as comfortable and safe...for life! Our construction process also allows us to easily create custom pieces. On the outside furniture may look similar, but when you remove the exterior and take a look at the CORE you can see why we are the foam experts.

LEARN MORE ABOUT ALL THE POSSIBILITIES SOLID FOAM CONSTRUCTION ALLOWS YOU TO CREATE!



# SERIES DESCRIPTIONS

A C L O S E R L O O K A T O U R P R O D U C T S



## OTTOMAN AND BENCH

S E R I E S

The Ottoman and Bench Series takes flexible seating to the next level. With a lightweight, solid foam structure, it's easy to create exactly what you need. Whether you are looking to create a personal space or collaborative environment, you can do it quickly and efficiently with pieces from the Ottoman and Bench Series.

## ARMLESS

S E R I E S

Cultivate creativity and engage the senses with endless possibilities of combinations utilizing all the pieces in the Armless Series. With smooth edges and lightweight structure, mix and match multiple pieces to form serpentes, circles, sectional seating, or any other design you can imagine as you create the perfect environment.





# CAFÉ

## S E R I E S

Use the Café Series to create community spaces in libraries, informal locations, and of course, dining centers. Energize these spaces with booth installations that help connect students and encourage them to develop the social and academic relationships essential for success.



# SOCIAL


## S E R I E S

Comfortable, functional, and creative are the keystones to the Social Series. Solid foam construction and light-weight design allow for each piece to be arranged easily to suit any environment. Each piece is meticulously designed to meet the demands of form and function.

# NEST

## S E R I E S

Our patent pending Nest Series is where mindfulness and reflection meet. The perfect spot for a little alone time and reflection. The fully zippered and solid foam construction allow for light weight and easy movement. The Nest Series is a comfortable and safe area to curl up to sit and read or flip on its side to engage with others as a collaborative space.



# STEP

## S E R I E S

The finely crafted Step Series is built to impress and function in any environment. Solid foam construction means there are no hard edges, and they are light and convenient to move. The perfect solution for creating useful collaborative seating in even the most unlikely spaces turning hallways and corridors into collabor-idors! The entire line from the Step Series can be fit together to create countless arrangements.



# COLLABORATIVE

## S E T S E R I E S


Add fun and creative group learning areas to any room with the Collaborative Set Series. Place one of these sets in a room and watch learners of all ages naturally migrate towards the comfortable and inviting seating.

Sets are also a mindful solution for breakout and collaborative spaces in any environment.

# NETWORK

## S E R I E S

With our light weight, solid foam construction, you can maneuver the Network Series into endless combinations. Meetings, gatherings, and even quick chats will flourish in your purposefully curated spaces. Showcasing the variety of geometry from the Network Series, your creativity has no bounds to craft the proper environment for any situation.



# LOTUS

## S E R I E S

Change your angle - change your perspective. This fun and functional series is meant to give learners of all ages a comfortable seating option closer to the floor. All of the pieces in the Lotus Series are crafted without a wood base and come fully zippered. Keeping it comfy, whimsical, and giving space for creative energy. Allow yourself a new perspective with the Lotus Series.



# LOTUS JR.

## S E R I E S

Designed with young learners in mind is the heart of the Lotus Jr. Series. Let creativity, adaptability, safety, and imagination flourish alongside collaborative learning. Solid foam construction and fully zippered pieces (no wood base, hard edges or pinch points) allow for easy movement and endless amounts of learning fun!

# FÖM FILLED

## S E R I E S

Our Föm Bean Bags are meant to replace the traditional bean bags. Not only are they easy to clean and comfortable, they are what bean bag style chairs should be. Sturdy yet flexible and comfy for hours on end. Each one is made by a master craftsman and built to last.



# OTTOMAN & BENCH SERIES

## O T T O M A N S



**RECTANGLE OTTOMAN**  
F001



**CRESCENT OTTOMAN**  
F003



**HONEYCOMB OTTOMAN**  
F004



**ROUND OTTOMAN**  
F005



**ROK OTTOMAN**  
F005-ROK



**30" ROUND OTTOMAN**  
F005-30



**36" ROUND OTTOMAN**  
F005-36



**PENTAGON OTTOMAN**  
F007



**ROLLING HILL BENCH**  
F127



Create different formations using multiple pieces

## DETAILS

- Reinforced seams and stitching
- Made in Michigan, U.S.A.
- Backed with a lifetime warranty
- All foam construction
- Multiple height options
- 1/2" MDF base board with metal inserts to fit:
  - Adjustable glides
  - Casters
  - Standard and premium leg options
- Most available fully upholstered with zipper
- Accessory/custom options:
  - Upholstery options
  - Laminate top
  - Colored stitching and zipper
  - Power USB/AC combination
  - Embroidery

## PRODUCT DETAILS

Pages 43 - 47

## BENCHES



**AMOEBA**  
F006



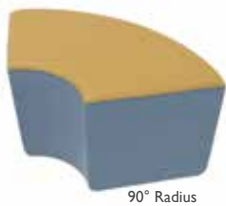
**BUMP BENCH**  
F008



**BENCH 48**  
F009



**WEDGE BENCH**  
F010



90° Radius

**1/4 ROUND BENCH**  
F011



60° Radius

**ARC BENCH 60**  
F015



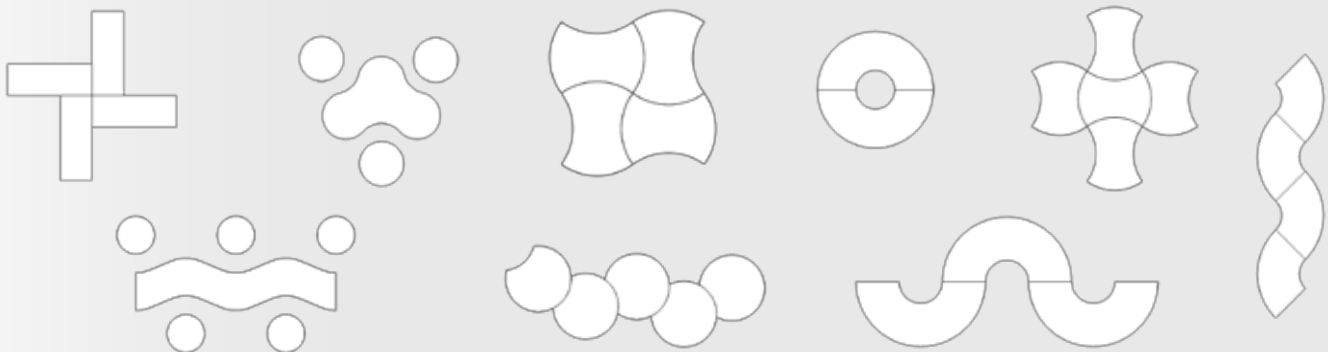
180° Radius

**1/2 ROUND BENCH**  
F013



**BOWTIE BENCH**  
F077

## QUICK COMBO



# ARMLESS SERIES

## CURVED ARMLESS



30° Radius

**CURVED BENCH 30**  
F108




60° Radius

**CURVED BENCH 60**  
F106



60° Radius

**CURVED LOVESEAT**  
F018



60° Radius

**CURVED SOFA IN**  
F020



60° Radius

**CURVED SOFA OUT**  
F026

## LINEAR ARMLESS



**LINEAR CHAIR**  
F016



**LINEAR LOVESEAT**  
F017



**LINEAR SOFA**  
F019



**LINEAR CORNER**  
F024



**LINEAR CORNER OTTOMAN**  
F001-31




**PRODUCT  
DETAILS**

Pages 47 - 50

**DETAILS**

- Reinforced seams and stitching
- Made in Michigan, U.S.A.
- Backed with a lifetime warranty
- All foam construction
- 1/2" MDF base board with metal inserts to fit:
  - Adjustable glides
  - Casters
  - Standard and premium leg options
- Accessory/custom options:
  - Upholstery options
  - Laminate top
  - Colored stitching and zipper
  - Power USB/AC combination
  - Embroidery

X L C U R V E D A R M L E S S



30° Radius

**XL 45 CURVED  
BENCH**

F100



60° Radius

**XL 87 CURVED  
BENCH**

F098



30° Radius

**XL CURVED  
LOVESEAT IN**

F096



30° Radius

**XL CURVED  
LOVESEAT OUT**

F097



60° Radius

**XL CURVED SOFA IN**

F099

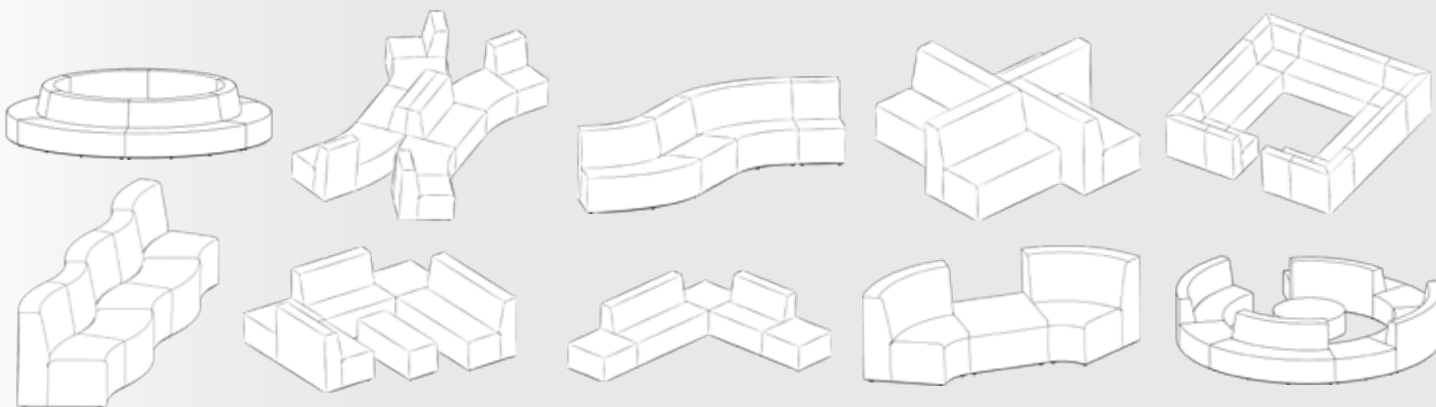


60° Radius

**XL CURVED SOFA OUT**

F094

Q U I C K C O M B O



# CAFÉ SERIES



**CAFÉ BOOTH**  
F131



**CAFÉ SEPARATOR**  
F132

Use the Café Series to create community spaces in libraries, informal locations, and of course, dining centers. Energize these spaces with booth installations that help connect students and encourage them to develop the social and academic relationships essential for success.





## DETAILS

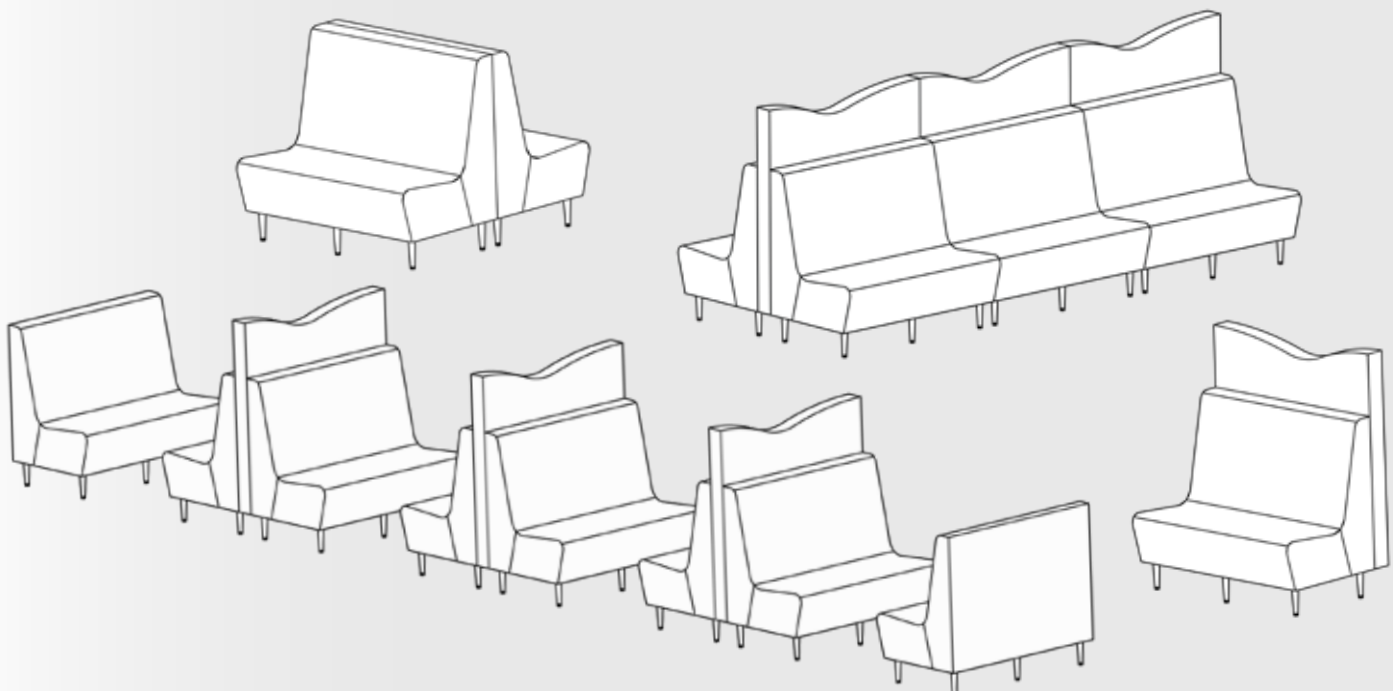
- Reinforced seams and stitching
- Made in Michigan, U.S.A.
- Backed with a lifetime warranty
- Designed for easy cleaning
- All foam construction
- 1/2" MDF base board with metal inserts to fit:
  - 6" premium legs
- Accessory/custom options:
  - Upholstery options
  - Colored stitching and zipper
  - Embroidery

## PRODUCT DETAILS

Page 50



## Q U I C K C O M B O



# SOCIAL SERIES



**ARMLESS SOCIAL CHAIR**  
F053



**CLUB SOCIAL CHAIR**  
F050



**LOW ARM CLUB SOCIAL CHAIR**  
F150



**LEFT SOCIAL CHAIR**  
F051



**LOW ARM LEFT SOCIAL CHAIR**  
F151



**RIGHT SOCIAL CHAIR**  
F052



**LOW ARM RIGHT SOCIAL CHAIR**  
F152



## DETAILS

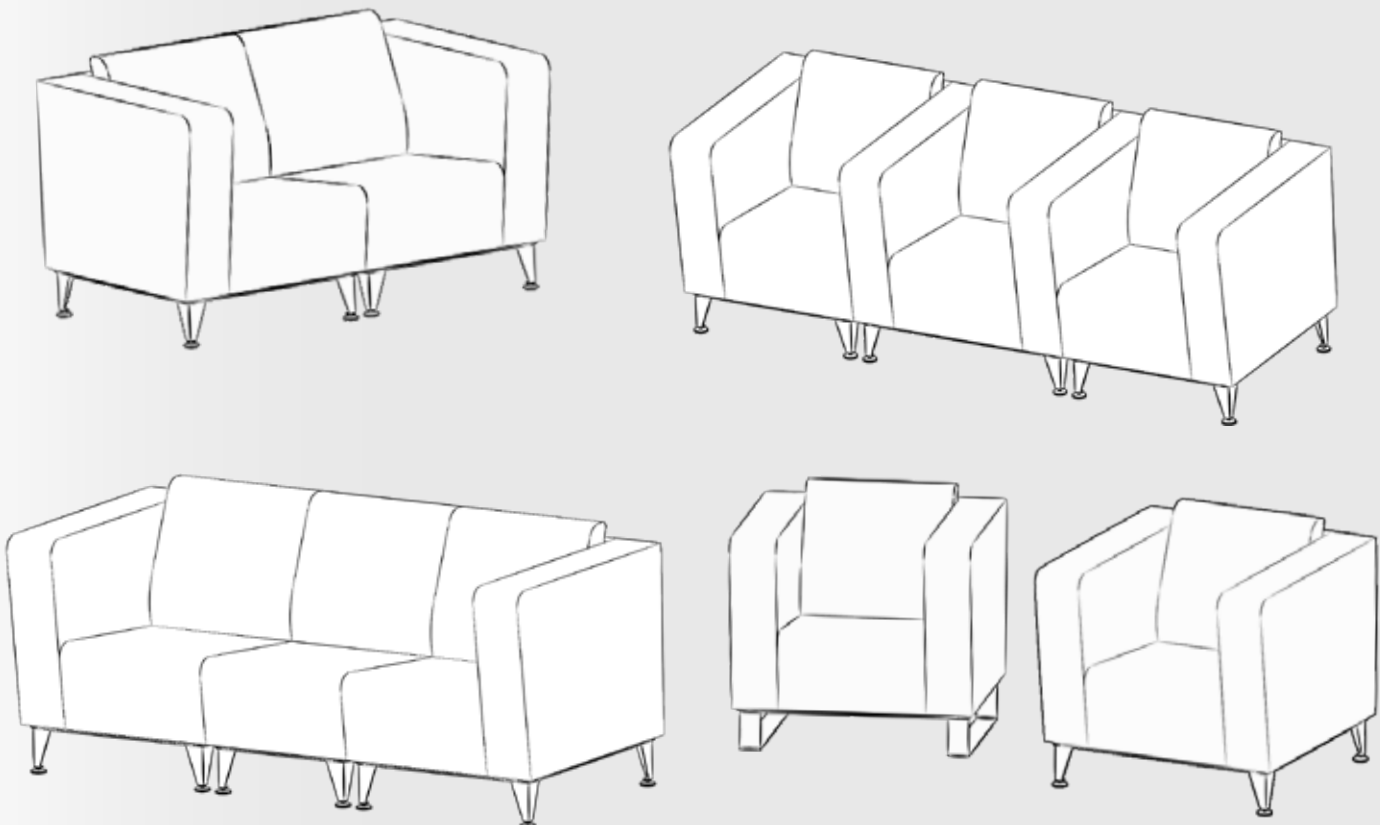
- Reinforced seams and stitching
- Made in Michigan, U.S.A.
- Backed with a lifetime warranty
- All foam construction
- 1/2" MDF base board with metal inserts to fit:
  - 6" premium legs
- Accessory/custom options:
  - Upholstery options
  - Colored stitching and zipper
  - Power USB/AC combination
  - Embroidery

## PRODUCT DETAILS

Page 51



## Q U I C K C O M B O



# NEST SERIES



**EAGLE'S NEST**  
F067



**ROBIN'S NEST**  
F069



**FALCON'S NEST**  
F093



**ORIOLE'S NEST**  
F092



**HEX NEST**  
F130



**LUG NEST**  
F129



**EAGLE'S EGG**  
F713



**ROBIN'S EGG**  
F960



**FALCON'S EGG**  
Fits Hex Nest  
F005-47



**ORIOLE'S EGG**  
Fits Lug Nest  
F005-35


Our patent pending Nest Series is where mindfulness and reflection meet. The perfect spot for a little alone time and self-centering. The fully zippered and solid foam construction allow for light-weight and easy movement. The Nest Series is a comfortable and safe area to curl up to sit and read or flip on its side to engage with others as a collaborative space.

## DETAILS

- Reinforced seams and stitching
- Made in Michigan, U.S.A.
- Backed with a lifetime warranty
- All foam construction
- Fully zippered - No wood frame or base
- Patent pending
- Accessory/custom options:
  - Upholstery options
  - Colored stitching and zipper
  - Embroidery

## PRODUCT DETAILS

Pages 52 - 53



Eagle's Nest (F067)  
in our exclusive Convo Doodle Vinyl



# STEP SERIES



**TWO STEP**  
F027



**THREE STEP**  
F028



**TWO STEP  
INSIDE CORNER**  
F029



**TWO STEP  
OUTSIDE CORNER**  
F030

## DETAILS

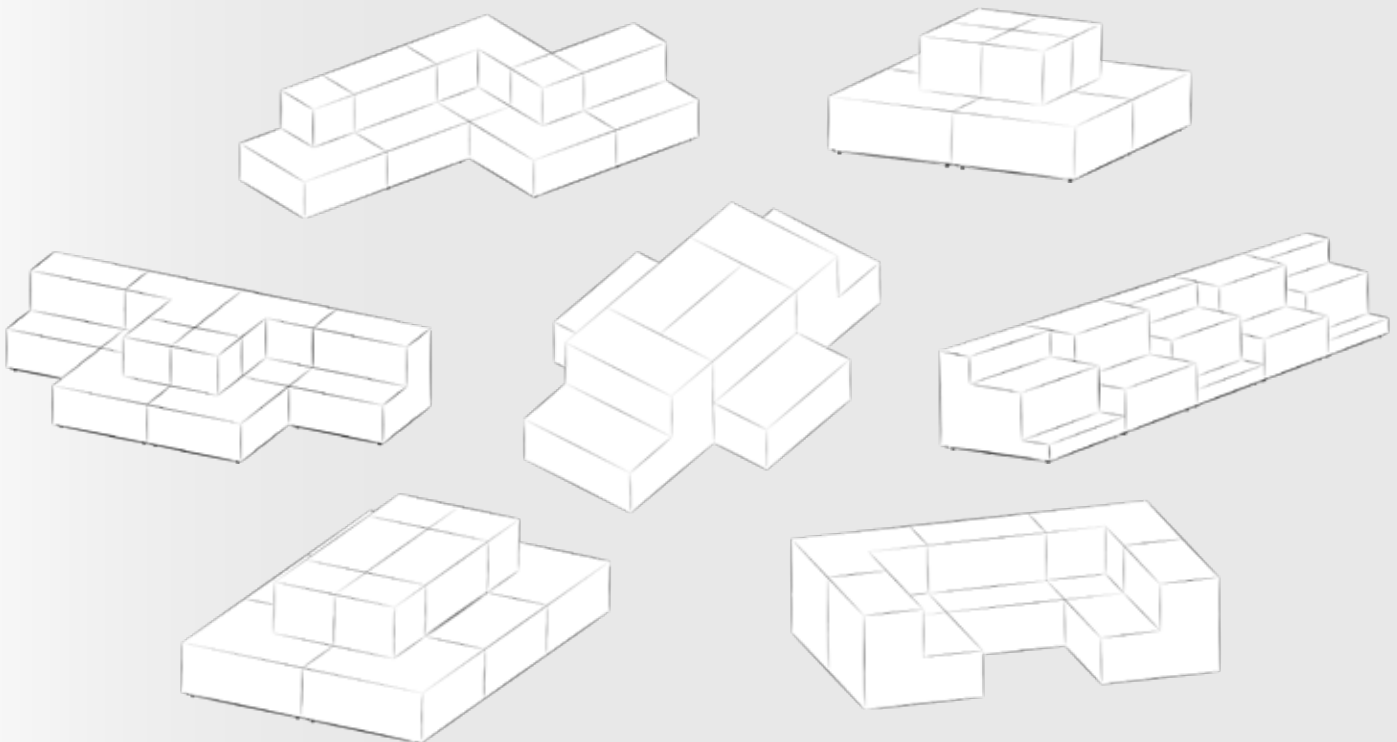
- Reinforced seams and stitching
- Made in Michigan, U.S.A.
- Backed with a lifetime warranty
- All foam construction
- 1/2" MDF base board with metal inserts to fit:
  - Adjustable glides
- Accessory/custom options:
  - Upholstery Options
  - Power USB/AC Combination
  - Colored stitching and zipper
  - Embroidery

## PRODUCT DETAILS

Page 54



## Q U I C K C O M B O



# COLLABORATIVE SET SERIES



**DAISY SET**  
F038



**BEHIVE SET**  
F041



**SPIN SET**  
F039



**BOWTIE SET**  
F078



**CAYLEE CATERPILLAR SET**  
F043



**GEAR SET**  
F111



**RAINBOW BENCH SET**  
F044



**XL TRAIN STATION SET**  
FK002





## DETAILS

- Reinforced seams and stitching
- Made in Michigan, U.S.A.
- Backed with a lifetime warranty
- All foam construction
- 1/2" MDF base board with metal inserts to fit:
  - Adjustable glides
  - Casters
  - Standard leg options
- Accessory/custom options:
  - Upholstery options
  - Laminate top
  - Colored stitching and zipper
  - Embroidery

## PRODUCT DETAILS

Pages 55 - 56



# NETWORK SERIES



**DIAMOND OTTOMAN**  
F112




**TRIANGLE OTTOMAN**  
F114



**TRAPEZOID BENCH**  
F115



**BOOMERANG SOFA**  
F123



**BOOMERANG BENCH**  
F113



## DETAILS

- Reinforced seams and stitching
- Made in Michigan, U.S.A.
- Backed with a lifetime warranty
- All foam construction
- 1/2" MDF base board with metal inserts to fit:
  - Adjustable glides
  - Casters
  - Standard and premium leg options
- Accessory/custom options:
  - Upholstery options
  - Laminate top
  - Colored stitching and zipper
  - Embroidery

## PRODUCT DETAILS


Pages 57 - 58

# 5

## PIECES ENDLESS POSSIBILITIES



## Q U I C K C O M B O



# LOTUS SERIES



**LOG OTTOMAN**  
FK501



**HALF DOME**  
FK031



**ANDERSON XL**  
FI10

## DETAILS

- Reinforced seams and stitching
- Made in Michigan, U.S.A.
- Backed with a lifetime warranty
- All foam construction
- Fully zippered - no wood base or pinch points
- Accessory/Custom Options:
  - Upholstery Options
  - Colored stitching and zipper
  - Embroidery

## PRODUCT DETAILS

Pages 58 - 59



**ROCK'N ROLLER XL**  
F119



**ZERO GRAVITY CHAIR**  
(Available in junior size)  
F121



**MEDIA CHAIR &**  
(Available in junior size)  
F122

Our new Media and Zero Gravity Chairs put the FUN in FUNctional furniture! Relax and enjoy the natural reclining position and get your feet off the ground in the Zero Gravity Chair or take advantage of the slight rocking motion and comfort of the Media Chair. Both offer comfort and relaxing positioning for gamers and readers alike with their sleek design and lumbar support.



Media Chair (F122)

# LOTUS JR. SERIES



**RAINBOW CLIMBER SET**  
FK001



**TRAIN STATION JR. SET**  
FK002



**BALANCE BEAM SET**  
FK003



**ANDERSON CHAIR**  
FK005



**FLOP**  
FK006



**ROCK'N ROLLER**  
(Available in two sizes)  
FK027



**LILY PAD**  
(Available in 1" & 3" sizes)  
FK007



**LILY CART**  
FK007-CART2

Lily Cart fits 10 - 3" Lily Pads or  
30 - 1" Lily Pads

**PRODUCT  
DETAILS**

Pages 59 - 61

**DETAILS**

- Reinforced seams and stitching
- Made in Michigan, U.S.A.
- Backed with a lifetime warranty
- All foam construction
- Fully zippered
- No hard edges or pinch points
- Accessory/custom options:
  - Upholstery options
  - Colored stitching and zipper
  - Embroidery



SENSORY & SAFE



**HUG CHAIR**  
F721



**FÖM DIVIDER**  
FK028



**FÖM DESK**  
FK029



**FÖM CHAIR**  
FK020



Föm Desk & Föm Chair  
available in three different sizes

# FÖM FILLED SERIES



## FÖM BEAN BAG

---

3' Föm Bean Bag [ FF003 ]

4' Föm Bean Bag [ FF004 ]



## FÖM LOUNGER

---

5' Föm Lounger [ FF017 ]

6' Föm Lounger [ FF012 ]

7' Föm Lounger [ FF013 ]





## DETAILS

- Reinforced seams and stitching
- Made in Michigan, U.S.A.
- Backed with a lifetime warranty
- Removable outer cover
- Washable micro-suede cover
- Inner liner
- 100% virgin recycled foam filling
- Custom Options:
  - Embroidery

## PRODUCT DETAILS

Page 62





# CUSTOM OPTIONS

MAKE IT YOUR OWN!

## STANDARD LEG OPTIONS



Glide



Black Leg



Silver Leg



Caster



## PREMIUM LEG OPTIONS



6" Mod  
Silver Leg



6" Tapered Round  
Solid Wood  
Natural



6" Tapered Round  
Solid Wood  
Walnut



6" Tapered Round  
Brushed Brass



6" Tapered Round  
Brushed Aluminum



6" Tapered Square  
Solid Wood  
Natural



6" Tapered Square  
Solid Wood  
Walnut



Hubless  
Caster



6" Sled Leg  
Bonded Chrome



6" Sled Leg  
Matte Black

## LAMINATE TOPS

Top it off! With one of our 6 laminate options. Add a table top surface to any of our standard pieces like the Round and Rectangle Ottomans or Linear Corner Ottomans.



Marker Board



Natural Maple




White Wood




Dark Wood



Black Crystal



Textured Grey



## EMBROIDERY

We have the ability to embroider logos up to 12" x 15" on any item we offer. Let our trained designers help you showcase your school or company pride; all we need is the high resolution artwork and Pantone or thread color selections.

## POWER UP!



White



Black



Grey

Many of our products have the ability to be POWERED UP! Our new embedded power units are a versatile and sleek option when multiple power options are needed in a space. View the Power Reference Guide on pages 63-64 to view placement and daisy chain options.

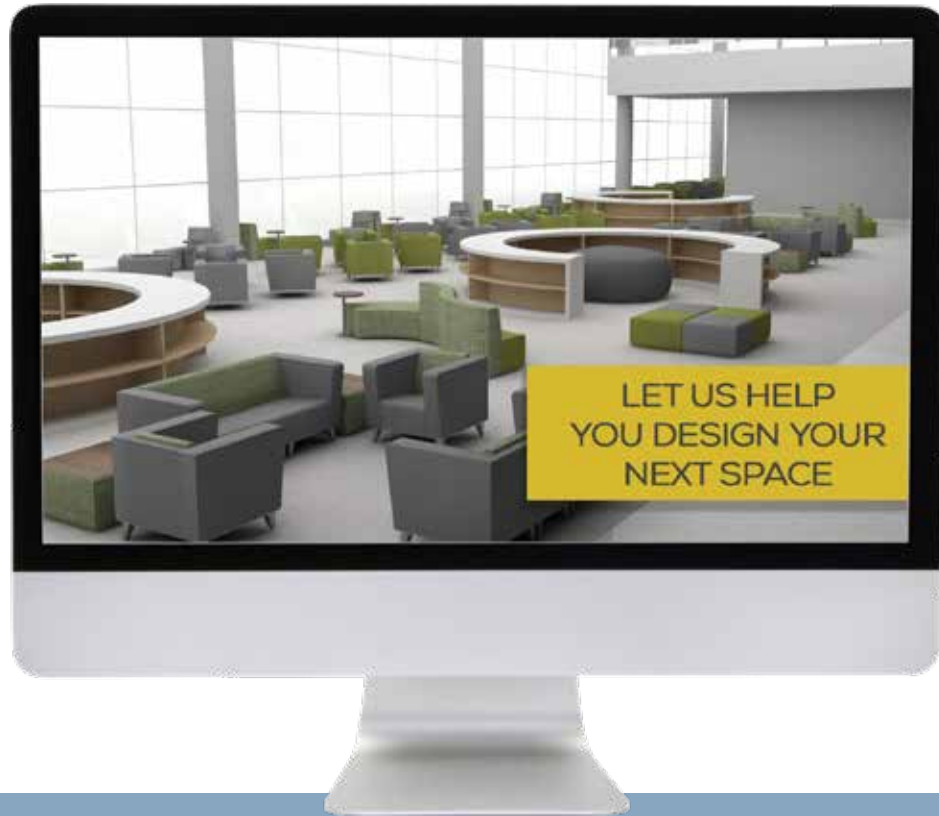
- USB/AC combination
- 10' cable length
- Daisy chain option



**AVAILABLE  
SPRING  
2022!**

# DESIGN SERVICES

H O W   C A N   W E   H E L P   Y O U ?




## LET'S WORK TOGETHER

AND CREATE THE SPACE YOU DREAMED OF!



We have the tools, experience, and relationships to help you with your next project no matter how big or small. Our team of designers and engineers are prepared to handle whatever you are dreaming of for your space. Although we are the foam experts, specializing in soft-seating, we have partnered with our friends at WB Manufacturing to bring a full range of case-work and hard surfaces to round out your entire space planning experience and meet all of your needs!

### RESOURCES:

- Complimentary design services
- Design symbols
  - CET
  - 2D/3D CAD
  - Revit
  - Kits Collaborator
  - Project Matrix
- My Resource Library



FOLLOW QR CODE AND FILL OUT ONLINE FORM TO BEGIN WORKING ON YOUR NEXT PROJECT!



# CLEANING GUIDE

GRADE ONE

Safe.  
Clean.  
Healthy.



## GRADE ONE CLEANING GUIDE



### 1 CLEAN

Use a soft cloth or damp sponge with liquid soap & water.

We recommend the following cleaners:

- Ivory® liquid soap
- Formula 409® All-Purpose Cleaner



### 2 DISINFECT

Kill germs on surfaces using one of these recommended disinfectants:

- Bleach and water (1:10 Dilution)
- Clorox® Bleach Germicidal Wipes



### 3 RINSE

Rinse area with clean water, then dry with clean, lint-free cloth.

Failure to remove chemical residue may cause discoloration of the coated surface.

## MATERIAL SWATCHES

F O M F I L L E D


### MICRO-SUEDE



NAVY



RED




PURPLE




LIGHT GREEN




LIGHT BLUE



BLACK



BROWN



DARK GREY

SILVERTEX NEO

GRADE ONE - VINYL, URETHANE TOPCOAT

				
STX-8801 MARINE BLUE	STX-8802 LAGOON	STX-8803 TURQUOISE	STX-8839 PLATA	STX-8822 STORM
				
STX-8804 SAPPHIRE	STX-8805 JET	STX-8840 STERLING	STX-8830 NEUTRA	STX-8824 METEOR
				
STX-8823 CARBON	STX-8833 CREME DE MENTHE	STX-8834 ACID	STX-8820 BASIL	STX-8821 BOTTLE
				
STX-8842 LIMONCELLO	STX-8841 ZEST	STX-8819 CELERY	STX-8818 SAGE	STX-8837 BAZAAR
				
STX-8808 CHAMPAGNE	STX-8831 MARSH	STX-8835 PEAT	STX-8811 MANDARIN	STX-8810 CHESTNUT
				
STX-8832 BRONZE	STX-8809 TAUPE	STX-8838 IMPERIAL	STX-8812 POPPY	STX-8814 UMBER
				
STX-8813 LUGGAGE	STX-8825 MOCHA	STX-8815 BORSCHT	STX-8816 RASPBERRY	STX-8817 BLACKBERRY
				
STX-8807 CREAM	STX-8806 ICE	XFC-9001 BLACK		

# C H A M B R A Y

## GRADE ONE - PRINTED VINYL



CHA-1525 CITRON



CHA-1526 AQUAMARINE



CHA-1527 CLOUD



CHA-1528 SAGEBRUSH



CHA-1529 SUN



CHA-1530 LIMESTONE



CHA-1531 BRIQUETTE



CHA-1532 MOCHA



CHA-1533 GREEN GRASS



CHA-1534 SEAFOAM




CHA-1535 LIGHT NAVY




CHA-1536 GREY

# N O M A D

## GRADE ONE - VINYL




ALMOND




AQUAMARINE



AUTUMN RIDGE




BISON



BRIGHT RED




BRONZE GREEN




BROWN




CRIMSON




DENIM




DUNE




GREEN



GREY




LIMEADE




MAIZE




MARLIN




MIDNIGHT




NEVADA




NOBEL




PAMPAS




RED




SHADOW




SHARK




SISAL




TROPICAL




WHISKEY



WHITE



YELLOW



ORANGE



**GRADE ONE - PRINTED VINYL**



CIN-201 AMARETTO



CIN-204 COCOON



CIN-202 CARAMEL



CIN-200 CHAMPAGNE



CIN-206 DONEGAL



CIN-207 FOSSIL



CIN-205 GREEN LEAF



CIN-203 NIAGARA



CIN-209 ORGANIC



CIN-208 PHANTOM

A B B E Y

**GRADE ONE - PRINTED VINYL**




AB-404 BISON



AB-406 BROWN



AB-411 CHARCOAL



AB-410 GREEN



AB-413 MARLIN



AB-403 MIDNIGHT



AB-407 NOBEL



AB-409 ORANGE



AB-401 PAMPAS



AB-405 RED



AB-408 SHADOW



AB-402 TROPICAL



AB-412 YELLOW

B O B B Y


**GRADE ONE - WOVEN POLYESTER**




ANCHOR



AQUA



FUCHSIA




GLOW



IRIS



LEMON




MOSS

# Z A N D E R

## GRADE ONE - VINYL



ZAN-3101 IVORY



ZAN-3102 PURE WHITE



ZAN-3103  
BRILLIANT WHITE



ZAN-3104 OFF WHITE




ZAN-3105 WHITE CAP




ZAN-3108 PARCHMENT



ZAN-3109 DUNE



ZAN-3110 ARCTIC SKY



ZAN-3111 AUSTER




ZAN-3112 PEARL GREY




ZAN-3113 DOVE GREY



ZAN-3114 YELLOW




ZAN-3116 PAPAYA



ZAN-3117 CHERRY




ZAN-3119 BURGUNDY



ZAN-3120 MOCCA




ZAN-3121  
AQUA MARINE




ZAN-3122 MEDITERRANEE




ZAN-3123 TRUE BLUE



ZAN-3124 CELESTIAL



ZAN-3125 FOREST




ZAN-3126 BLACKBEARD

# L I N E T T E

## GRADE ONE - VINYL



ASH




BLACK



COLA



DENIM



FLAME



FROST



GLACIER



GLAZE



MOSS



MUSTARD



PEACOCK



PLATINUM



STONE



TOFFEE



WATERSCAPE



STEEL

**GRADE ONE - POLYURETHANE**

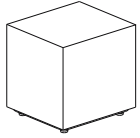
				
APPLE GREEN	BALSA	BALTIC	BLACK	BORDEAUX
				
BUFF	CHILI	CORDOVAN	FIESTA	GRAPE
				
GRAPHITE	IRON	JAVA	LIPSTICK	LUCID
				
LUGGAGE	NIMBUS	OCEAN	QUARRY	SAFARI
				
SAGE	SANDY	SNOW	STEEL	STORM
				
STRATUS	STRAW	THUNDER	TUSK	WILLIAMSBURG

**GRADE ONE - VINYL**

				
PURPLE REGALIA	PIRATE BLACK	GREY TITAN	ORIGINAL NAVY	HAWAIIAN OCEAN
				
VARSITY GREEN	GOLD STAR	YELLOW MAGIC	GRAND MAROON	SOLID ORANGE
				
RED BRICK	OLYMPIC RED	DESERT SAND	SUMMER WHITE	

# PRODUCT REFERENCE GUIDE

## Ottoman & Bench Series



### RECTANGLE OTTOMAN (F001)

Product Name	Product No. Glides (G), Legs (L)	Dimen./Wght. Dia x H	Fully Zippered	6" Premium Legs	Hubless Casters	Sled Legs Sm/Lg	Power	Laminate
Rectangle Ottoman (Seat height available 11-14")	F001-18x16x14 (G, L, C)	18" x 16" x 14" 8 lbs.	✓	4	4	2 - Sm	✓	✓
Rectangle Ottoman (Seat height available 15-18")	F001-18x16x18 (G, L, C)	18" x 16" x 18" 10 lbs.	✓	4	4	2 - Sm	✓	✓
Rectangle Ottoman (Seat height available 19-21")	F001-18x16x21 (G, L, C)	18" x 16" x 21" 11 lbs.	✓	4	4	2 - Sm	✓	✓



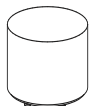
### CRESCENT OTTOMAN (F003)

Product Name	Product No. Glides (G), Legs (L)	Dimen./Wght. Dia x H	Fully Zippered	6" Premium Legs	Hubless Casters	Sled Legs Sm/Lg	Power	Laminate
Crescent Ottoman (Seat height available 11-14")	F003-18x14 (G, L)	18" x 14" 8 lbs.	✓	5	N/A	N/A	N/A	✓
Crescent Ottoman (Seat height available 15-18")	F003-18x18 (G, L)	18" x 18" 10 lbs.	✓	5	N/A	N/A	N/A	✓
Crescent Ottoman (Seat height available 19-21")	F003-18x18 (G, L)	18" x 21" 11 lbs.	✓	5	N/A	N/A	N/A	✓



### HONEYCOMB OTTOMAN (F004)

Product Name	Product No. Glides (G), Legs (L)	Dimen./Wght. L x W x H	Fully Zippered	6" Premium Legs	Hubless Casters	Sled Legs Sm/Lg	Power	Laminate
Honeycomb Ottoman (Seat height available 11-14")	F004-24x21x14 (G, L)	24" x 21" x 14" 13 lbs.	✓	6	N/A	N/A	N/A	✓
Honeycomb Ottoman (Seat height available 15-18")	F004-24x21x18 (G, L)	24" x 21" x 18" 15 lbs.	✓	6	N/A	N/A	N/A	✓
Honeycomb Ottoman (Seat height available 19-21")	F004-24x21x21 (G, L)	24" x 21" x 21" 16 lbs.	✓	6	N/A	N/A	N/A	✓

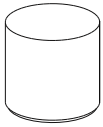


### ROUND OTTOMAN (F005)

Product Name	Product No. Glides (G), Legs (L)	Dimen./Wght. Dia x H	Fully Zippered	6" Premium Legs	Hubless Casters	Sled Legs Sm/Lg	Power	Laminate
Round Ottoman (Seat height available 11-14")	F005-18x14 (G, L)	18" x 14" 8 lbs.	✓	5	N/A	N/A	N/A	✓
Round Ottoman (Seat height available 15-18")	F005-18x18 (G, L)	18" x 18" 10 lbs.	✓	5	N/A	N/A	N/A	✓
Round Ottoman (Seat height available 19-21")	F005-18x21 (G, L)	18" x 21" 11 lbs.	✓	5	N/A	N/A	N/A	✓

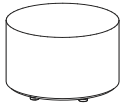
# PRODUCT REFERENCE GUIDE

## Ottoman & Bench Series *Cont.*



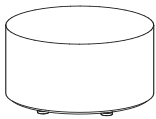
### ROK OTTOMAN (F005-ROK)

Product Name	Product No. ROK Base	Dimen./Wght. Dia x H	Fully Zippered	6" Premium Legs	Hubless Casters	Sled Legs Sm/Lg	Power	Laminate
ROK Ottoman (Seat height available 11-14")	F005-18x14-ROK	18" x 14" 14 lbs.	N/A	N/A	N/A	N/A	N/A	N/A
ROK Ottoman (Seat height available 15-18")	F005-18x18-ROK	18" x 18" 15 lbs.	N/A	N/A	N/A	N/A	N/A	N/A
ROK Ottoman (Seat height available 19-21")	F005-18x21-ROK	18" x 21" 16 lbs.	N/A	N/A	N/A	N/A	N/A	N/A



### 30" ROUND OTTOMAN (F005-30)

Product Name	Product No. Glides (G), Legs (L), Casters (C)	Dimen./Wght. Dia x H	Fully Zippered	6" Premium Legs	Hubless Casters	Sled Legs Sm/Lg	Power	Laminate
30" Round Ottoman (Seat height available 11-14")	F005-30x14 (G,L,C)	30" x 14" 19 lbs.	✓	5	5	N/A	✓	✓
30" Round Ottoman (Seat height available 15-18")	F005-30x18 (G,L,C)	30" x 18" 22 lbs.	✓	5	5	N/A	✓	✓
30" Round Ottoman (Seat height available 19-21")	F005-30x21 (G,L,C)	30" x 21" 24 lbs.	✓	5	5	N/A	✓	✓



### 36" ROUND OTTOMAN (F005-36)

Product Name	Product No. Glides (G), Legs (L), Casters (C)	Dimen./Wght. Dia x H	Fully Zippered	6" Premium Legs	Hubless Casters	Sled Legs Sm/Lg	Power	Laminate
36" Round Ottoman (Seat height available 11-14")	F005-36x14 (G,L,C)	36" x 14" 28 lbs.	✓	5	5	N/A	✓	✓
36" Round Ottoman (Seat height available 15-18")	F005-36x18 (G,L,C)	36" x 18" 31 lbs.	✓	5	5	N/A	✓	✓
36" Round Ottoman (Seat height available 19-21")	F005-36x21 (G,L,C)	36" x 21" 34 lbs.	✓	5	5	N/A	✓	✓

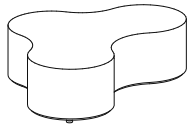


### PENTAGON OTTOMAN (F007)

Product Name	Product No. Glides (G), Legs (L), Casters (C)	Dimen./Wght. L x W x H	Fully Zippered	6" Premium Legs	Hubless Casters	Sled Legs Sm/Lg	Power	Laminate
Pentagon Ottoman (Seat height available 11-14")	F007-30x26.5x14 (G, L, C)	30" x 26.5" x 14" 14 lbs.	✓	5	5	N/A	N/A	N/A
Pentagon Ottoman (Seat height available 15-18")	F007-30x26.5x18 (G, L, C)	30" x 26.5" x 18" 16 lbs.	✓	5	5	N/A	N/A	N/A
Pentagon Ottoman (Seat height available 19-21")	F007-30x26.5x21 (G, L, C)	30" x 26.5" x 21" 18 lbs.	✓	5	5	N/A	N/A	N/A

# PRODUCT REFERENCE GUIDE

## Ottoman & Bench Series Cont.



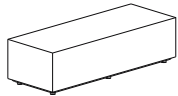
### AMOEBEA (F006)

Product Name	Product No. Glides (G), Legs (L)	Dimen./Wght. L x W x H	Fully Zippered	6" Premium Legs	Hubless Casters	Sled Legs Sm/Lg	Power	Laminate
Amoeba (Seat height available 11-14")	F006-48x33.5x14 (G, L, C)	48" x 33.5" x 14" 27 lbs.	N/A	6	6	N/A	N/A	✓
Amoeba (Seat height available 15-18")	F006-48x33.5x18 (G, L, C)	48" x 33.5" x 18" 30 lbs.	N/A	6	6	N/A	N/A	✓
Amoeba (Seat height available 19-21")	F006-48x33.5x21 (G, L, C)	48" x 33.5" x 21" 33 lbs.	N/A	6	6	N/A	N/A	✓



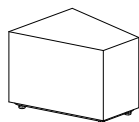
### BUMP BENCH (F008)

Product Name	Product No. Glides (G), Legs (L)	Dimen./Wght. L x W x H	Fully Zippered	6" Premium Legs	Hubless Casters	Sled Legs Sm/Lg	Power	Laminate
Bump Bench (Seat height available 11-14")	F008-96x18x14 (G, L, C)	96" x 18" x 14" 45 lbs.	N/A	10	10	5 - Sm	N/A	N/A
Bump Bench (Seat height available 15-18")	F008-96x18x18 (G, L, C)	96" x 18" x 18" 50 lbs.	N/A	10	10	5 - Sm	N/A	N/A
Bump Bench (Seat height available 19-21")	F008-96x18x21 (G, L, C)	96" x 18" x 21" 57 lbs.	N/A	10	10	5 - Sm	N/A	N/A



### BENCH 48 (F009)

Product Name	Product No. Glides (G), Legs (L)	Dimen./Wght. L x W x H	Fully Zippered	6" Premium Legs	Hubless Casters	Sled Legs Sm/Lg	Power	Laminate
Bench 48 (Seat height available 11-14")	F009-48x18x14 (G, L, C)	48" x 18" x 14" 21 lbs.	✓	6	6	3 - Sm	✓	✓
Bench 48 (Seat height available 15-18")	F009-48x18x18 (G, L, C)	48" x 18" x 18" 26 lbs.	✓	6	6	3 - Sm	✓	✓
Bench 48 (Seat height available 19-21")	F009-48x18x21 (G, L, C)	48" x 18" x 21" 29 lbs.	✓	6	6	3 - Sm	✓	✓

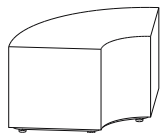


### WEDGE BENCH (F010)

Product Name	Product No. Glides (G), Legs (L)	Dimen./Wght. L x W x H	Fully Zippered	6" Premium Legs	Hubless Casters	Sled Legs Sm/Lg	Power	Laminate
Wedge Bench (Seat height available 11-14")	F010-21x24x14 (G, L, C)	21" x 24" x 14" 13 lbs.	✓	4	4	N/A	N/A	✓
Wedge Bench (Seat height available 15-18")	F010-21x24x18 (G, L, C)	21" x 24" x 18" 15 lbs.	✓	4	4	N/A	N/A	✓
Wedge Bench (Seat height available 19-21")	F010-21x24x21 (G, L, C)	21" x 24" x 21" 16 lbs.	✓	4	4	N/A	N/A	✓

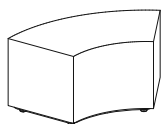
# PRODUCT REFERENCE GUIDE

## Ottoman & Bench Series Cont.



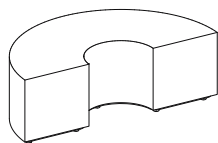
### 1/4 ROUND BENCH (F011)

Product Name	Product No. Glides (G), Legs (L)	Dimen./Wght. L x W x H	Fully Zippered	6" Premium Legs	Hubless Casters	Sled Legs Sm/Lg	Power	Laminate
1/4 Round Bench (Seat height available 11-14")	F011-38x18x14 (G, L, C)	38" x 20.6" x 14" 13 lbs.	N/A	5	5	3 - Sm	N/A	N/A
1/4 Round Bench (Seat height available 15-18")	F011-38x18x18-(G, L, C)	38" x 20.6" x 18" 15 lbs.	N/A	5	5	3 - Sm	N/A	N/A
1/4 Round Bench (Seat height available 19-21")	F011-38x18x21-(G, L, C)	38" x 20.6" x 21" 16 lbs.	N/A	5	5	3 - Sm	N/A	N/A



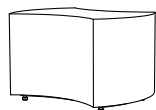
### ARC BENCH 60 (F015)

Product Name	Product No. Glides (G), Legs (L)	Dimen./Wght. L x W x H	Fully Zippered	6" Premium Legs	Hubless Casters	Sled Legs Sm/Lg	Power	Laminate
Arc Bench 60 (Seat height available 11-14")	F015-38x18x14 (G, L, C)	38" x 20.6" x 14" 13 lbs.	✓	5	5	3 - Sm	✓	N/A
Arc Bench 60 (Seat height available 15-18")	F015-38x18x18 (G, L, C)	38" x 20.6" x 18" 15 lbs.	✓	5	5	3 - Sm	✓	N/A
Arc Bench 60 (Seat height available 19-21")	F015-38x18x21 (G, L, C)	38" x 20.6" x 21" 16 lbs.	✓	5	5	3 - Sm	✓	N/A



### 1/2 ROUND BENCH (F013)

Product Name	Product No. Glides (G), Legs (L)	Dimen./Wght. L x W x H	Fully Zippered	6" Premium Legs	Hubless Casters	Sled Legs Sm/Lg	Power	Laminate
1/2 Round Bench (Seat height available 11-14")	F013-54x18x14 (G, L, C)	54" x 27" x 14" 27 lbs.	N/A	8	8	4 - Sm	N/A	N/A
1/2 Round Bench (Seat height available 15-18")	F013-54x18x18 (G, L, C)	54" x 27" x 18" 30 lbs.	N/A	8	8	4 - Sm	N/A	N/A
1/2 Round Bench (Seat height available 19-21")	F013-54x18x21 (G, L, C)	54" x 27" x 21" 33 lbs.	N/A	8	8	4 - Sm	N/A	N/A



### BOWTIE BENCH (F077)

Product Name	Product No. Glides (G), Legs (L)	Dimen./Wght. L x W x H	Fully Zippered	6" Premium Legs	Hubless Casters	Sled Legs Sm/Lg	Power	Laminate
Bowtie (Seat height available 11-14")	F077-28x21x14 (G, L, C)	28" x 21" x 14" 13 lbs.	✓	4	4	N/A	N/A	N/A
Bowtie (Seat height available 15-18")	F077-28x21x18 (G, L, C)	28" x 21" x 18" 15 lbs.	✓	4	4	N/A	N/A	N/A
Bowtie (Seat height available 19-21")	F077-28x21x21 (G, L, C)	28" x 21" x 21" 16 lbs.	✓	4	4	N/A	N/A	N/A

# PRODUCT REFERENCE GUIDE

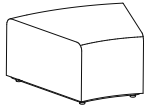
## Ottoman & Bench Series Cont.



### ROLLING HILLS (F127)

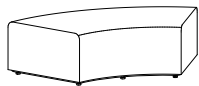
Product Name	Product No. Glides (G)	Dimen./Wght. L x W x H	Fully Zippered	6" Premium Legs	Hubless Casters	Sled Legs Sm/Lg	Power	Laminate
Rolling Hills	F127-52x30x16.5-G	52" x 30" x 16.5" 66 lbs.	N/A	N/A	N/A	N/A	N/A	N/A

## Armless Series - Curved Armless



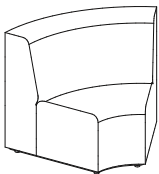
### CURVED BENCH 30 (F108)

Product Name	Product No. Glides (G), Legs (L), Casters (C)	Dimen./Wght. L x W x H	Fully Zippered	6" Premium Legs	Hubless Casters	Sled Legs Sm/Lg	Power	Laminate
Curved Bench 30	F108-34.75x31x18 (G, L, C)	34.75"x32.25"x18" 25 lbs.	N/A	4	4	2 - Lg	N/A	N/A



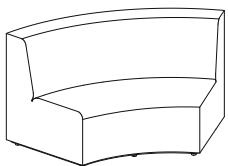
### CURVED BENCH 60 (F106)

Product Name	Product No. Glides (G), Legs (L), Casters (C)	Dimen./Wght. L x W x H	Fully Zippered	6" Premium Legs	Hubless Casters	Sled Legs Sm/Lg	Power	Laminate
Curved Bench 60	F106-67x31x18 (G, L, C)	67" x 35.82" x 18" 50 lbs.	N/A	6	6	3 - Lg	N/A	N/A



### CURVED LOVESEAT (F018)

Product Name	Product No. Glides (G), Legs (L), Casters (C)	Dimen./Wght. L x W x H	Fully Zippered	6" Premium Legs	Hubless Casters	Sled Legs Sm/Lg	Power	Laminate
Curved Loveseat (Seat height 18")	F018-45x31x35 (G, L, C)	45" x 32.82" x 35" 35 lbs.	N/A	5	5	3 - Lg	N/A	N/A

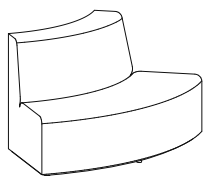


### CURVED SOFA IN (F020)

Product Name	Product No. Glides (G), Legs (L), Casters (C)	Dimen./Wght. L x W x H	Fully Zippered	6" Premium Legs	Hubless Casters	Sled Legs Sm/Lg	Power	Laminate
Curved Sofa In (Seat height 18")	F020-67x31x35 (G, L, C)	67" x 35.82" x 35" 65 lbs.	N/A	6	6	3 - Lg	N/A	N/A




# PRODUCT REFERENCE GUIDE



## Armless Series - Curved Armless Cont.

### CURVED SOFA OUT (F026)


Product Name	Product No. Glides (G), Legs (L), Casters (C)	Dimen./Wght. L x W x H	Fully Zippered	6" Premium Legs	Hubless Casters	Sled Legs Sm/Lg	Power	Laminate
Curved Sofa Out (Seat height 18")	F026-67x31x35 (G, L, C)	67" x 35.82" x 35" 57 lbs.	N/A	6	6	3 - Lg	N/A	N/A



## Armless Series - Linear Armless

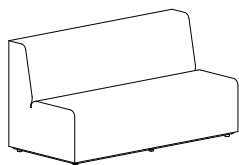
### LINEAR CHAIR (F016)

Product Name	Product No. Glides (G), Legs (L), Casters (C)	Dimen./Wght. L x W x H	Fully Zippered	6" Premium Legs	Hubless Casters	Sled Legs Sm/Lg	Power	Laminate
Linear Chair (Seat height 18")	F016-22x31x35 (G, L, C)	22" x 31" x 35" 24 lbs.	N/A	4	4	2 - Lg	✓	N/A



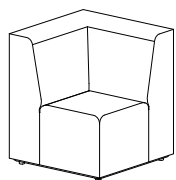
### LINEAR LOVESEAT (F017)

Product Name	Product No. Glides (G), Legs (L), Casters (C)	Dimen./Wght. L x W x H	Fully Zippered	6" Premium Legs	Hubless Casters	Sled Legs Sm/Lg	Power	Laminate
Linear Loveseat (Seat height 18")	F017-45x31x35 (G, L, C)	45" x 31" x 35" 49 lbs.	N/A	6	6	3 - Lg	✓	N/A



### LINEAR SOFA (F019)

Product Name	Product No. Glides (G), Legs (L), Casters (C)	Dimen./Wght. L x W x H	Fully Zippered	6" Premium Legs	Hubless Casters	Sled Legs Sm/Lg	Power	Laminate
Linear Sofa (Seat height 18")	F019-67x31x35 (G, L, C)	67" x 31" x 35" 73 lbs.	N/A	6	6	3 - Lg	✓	N/A

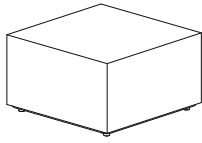


### LINEAR CORNER (F024)

Product Name	Product No. Glides (G), Legs (L), Casters (C)	Dimen./Wght. L x W x H	Fully Zippered	6" Premium Legs	Hubless Casters	Sled Legs Sm/Lg	Power	Laminate
Linear Corner (Seat height 18")	F024-31x31x35 (G, L, C)	31" x 31" x 35" 36 lbs.	N/A	4	4	2 - Lg	N/A	N/A

# PRODUCT REFERENCE GUIDE

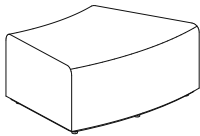
## Armless Series - Linear Armless Cont.



### LINEAR CORNER OTTOMAN (F001-31)

Product Name	Product No. Glides (G), Legs (L), Casters (C)	Dimen./Wght. L x W x H	Fully Zippered	6" Premium Legs	Hubless Casters	Sled Legs Sm/Lg	Power	Laminate
Linear Corner Ottoman	F001-31x31x18 (G, L, C)	31" x 31" x 18" 29 lbs.	N/A	4	4	2 - Lg	✓	✓

## Armless Series - XL Curved Armless




### XL 45 CURVED BENCH (F100)

Product Name	Product No. Glides (G), Legs (L), Casters (C)	Dimen./Wght. L x W x H	Fully Zippered	6" Premium Legs	Hubless Casters	Sled Legs Sm/Lg	Power	Laminate
XL 45 Curved Bench	F100-45x31x18 (G, L, C)	45" x 32.91" x 18" 35 lbs.	N/A	5	5	3 - Lg	N/A	N/A



### XL 87 CURVED BENCH (F098)

Product Name	Product No. Glides (G), Legs (L), Casters (C), Sled(S)	Dimen./Wght. L x W x H	Fully Zippered	6" Premium Legs	Hubless Casters	Sled Legs Sm/Lg	Power	Laminate
XL 87 Curved Bench	F098-87x31x18 (G, L, C, S)	87" x 38.50" x 18" 70 lbs.	N/A	7	7	4 - Lg	N/A	N/A




### XL CURVED LOVESEAT IN (F096)

Product Name	Product No. Glides (G), Legs (L), Casters (C)	Dimen./Wght. L x W x H	Fully Zippered	6" Premium Legs	Hubless Casters	Sled Legs Sm/Lg	Power	Laminate
XL Curved Loveseat In (Seat height 18")	F096-45x31x35 (G, L, C)	45" x 32.91" x 35" 43 lbs.	N/A	5	5	3 - Lg	N/A	N/A

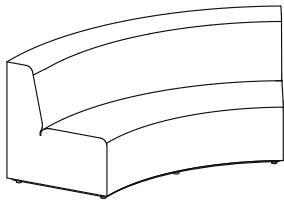
# PRODUCT REFERENCE GUIDE

## Armless Series - XL Curved Armless Cont.



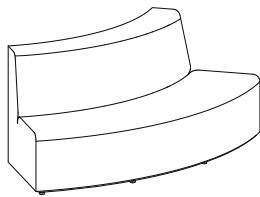
### XL CURVED LOVESEAT OUT (F097)

Product Name	Product No. Glides (G), Legs (L), Casters (C)	Dimen./Wght. L x W x H	Fully Zippered	6" Premium Legs	Hubless Casters	Sled Legs Sm/Lg	Power	Laminate
XL Curved Loveseat Out (Seat height 18")	F097-45x31x35 (G, L, C)	45" x 32.91" x 35" 41 lbs.	N/A	5	5	3 - Lg	N/A	N/A



### XL CURVED SOFA IN (F099)

Product Name	Product No. Glides (G), Legs (L), Casters (C)	Dimen./Wght. L x W x H	Fully Zippered	6" Premium Legs	Hubless Casters	Sled Legs Sm/Lg	Power	Laminate
XL Curved Sofa In (Seat height 18")	F099-87x31x35 (G, L, C)	87" x 38.5" x 35" 86 lbs.	N/A	7	7	4 - Lg	N/A	N/A



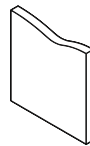
### XL CURVED SOFA OUT (F094)

Product Name	Product No. Glides (G), Legs (L), Casters (C)	Dimen./Wght. L x W x H	Fully Zippered	6" Premium Legs	Hubless Casters	Sled Legs Sm/Lg	Power	Laminate
XL Curved Sofa Out (Seat height 18")	F094-87x31x35 (G, L, C)	87" x 38.5" x 35" 82 lbs.	N/A	6	6	4 - Lg	N/A	N/A

## Café Series



### CAFÉ BOOTH (F131)



### CAFÉ SEPARATOR (F132)

Product Name	Product No.	Dimen./Wght. L x W x H	Fully Zippered	6" Premium Legs	Hubless Casters	Sled Legs Sm/Lg	Power	Laminate
Booth Seating (6" Premium Legs Only)	F131-48x28.5x42-L2	48" x 28.5" x 42" 52.12 lbs.	N/A	✓	✓	✓	✓	N/A
Café Separator	F132-48x4.5x50-W	48" x 4.5" x 50" 16.99 lbs.	N/A	N/A	N/A	N/A	N/A	N/A

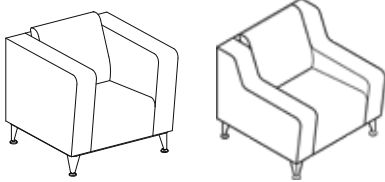
# PRODUCT REFERENCE GUIDE

## Social Series



### ARMLESS SOCIAL CHAIR (F053)

Product Name	Product No.	Dimen./Wght. L x W x H	Fully Zippered	6" Premium Legs	Hubless Casters	Sled Legs Sm/Lg	Power	Laminate
Armless Social Chair (Seat height 18")	F053-21.5x36x32 (Premium Legs Only)	21.5" x 36" x 32 24 lbs.	N/A	4	N/A	2 - Lg	✓	N/A

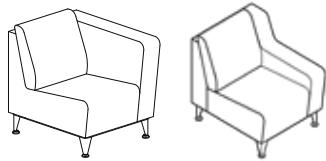


### CLUB SOCIAL (F050) & LOW ARM SOCIAL CHAIR (F150)

Product Name	Product No.	Dimen./Wght. L x W x H	Fully Zippered	6" Premium Legs	Hubless Casters	Sled Legs Sm/Lg	Power	Laminate
Club Social Chair Seat height 18"	F050-35x36x32 (Premium Legs Only)	35" x 36" x 32" 44 lbs.	N/A	4	N/A	2 - Lg	✓	N/A

#### LOW ARM CLUB SOCIAL CHAIR (F150)

Club Low Arm Social Chair Seat height 18"	F150-35x34.75x32 (Premium Legs Only)	35" x 34.75" x 32" 40 lbs.	N/A	4	N/A	2 - Lg	✓	N/A
---	--------------------------------------	----------------------------	-----	---	-----	--------	---	-----

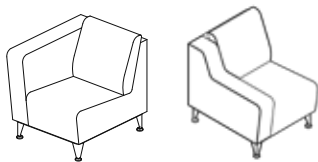


### LEFT SOCIAL (F051) & LOW ARM SOCIAL CHAIR (F151)

Product Name	Product No.	Dimen./Wght. L x W x H	Fully Zippered	6" Premium Legs	Hubless Casters	Sled Legs Sm/Lg	Power	Laminate
Left Social Chair Seat height 18"	F051-28.25x36x32 (Premium Legs Only)	28.25" x 36" x 32" 35 lbs.	N/A	4	N/A	2 - Lg	✓	N/A

#### LOW ARM LEFT SOCIAL CHAIR (F151)

Left Low Arm Social Chair Seat height 18"	F151-28.25x34.75x32 (Premium Legs Only)	28.25" x 34.75" x 32" 32 lbs.	N/A	4	N/A	2 - Lg	✓	N/A
---	---	-------------------------------	-----	---	-----	--------	---	-----



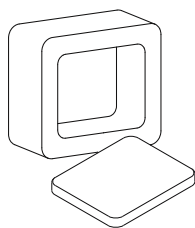
### RIGHT SOCIAL (F052) & LOW ARM SOCIAL CHAIR (F152)

Product Name	Product No.	Dimen./Wght. L x W x H	Fully Zippered	6" Premium Legs	Hubless Casters	Sled Legs Sm/Lg	Power	Laminate
Right Social Chair Seat height 18"	F052-28.25x36x32 (Premium Legs Only)	28.25" x 36" x 32" 35 lbs.	N/A	4	N/A	2 - Lg	✓	N/A

#### LOW ARM RIGHT SOCIAL CHAIR (F152)

Right Low Arm Social Chair Seat height 18"	F152-28.25x34.75x32 (Premium Legs Only)	28.25" x 34.75" x 32" 32 lbs.	N/A	4	N/A	2 - Lg	✓	N/A
--	---	-------------------------------	-----	---	-----	--------	---	-----

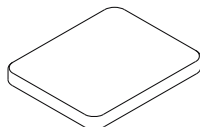
# PRODUCT REFERENCE GUIDE



## The Nest Series

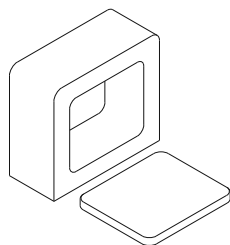
### ROBIN'S NEST (F069)

Product Name	Product No. Fully Zippered	Dimen./Wght. L x W x H	Fully Zippered	6" Premium Legs	Hubless Casters	Sled Legs Sm/Lg	Power	Laminate
Robin's Nest (Includes 1 "Egg" insert)	F069-45x21.25x39-Z-SET	45" x 21.25" x 39" 24 lbs.	✓	N/A	N/A	N/A	N/A	N/A



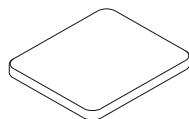
### ROBIN'S EGG (F960)

Product Name	Product No. Fully Zippered	Dimen./Wght. L x W x H	Fully Zippered	6" Premium Legs	Hubless Casters	Sled Legs Sm/Lg	Power	Laminate
Robin's Egg	F960-33x27x3-Z	33" x 27" x 3" 3 lbs.	✓	N/A	N/A	N/A	N/A	N/A



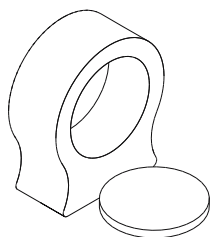
### EAGLE'S NEST (F067)

Product Name	Product No. Fully Zippered	Dimen./Wght. L x W x H	Fully Zippered	6" Premium Legs	Hubless Casters	Sled Legs Sm/Lg	Power	Laminate
Eagle's Nest (Includes 1 "Egg" insert)	F067-57x24x51-Z-SET	57" x 24" x 51" 47 lbs.	✓	N/A	N/A	N/A	N/A	N/A



### EAGLE'S EGG (F713)

Product Name	Product No. Fully Zippered	Dimen./Wght. L x W x H	Fully Zippered	6" Premium Legs	Hubless Casters	Sled Legs Sm/Lg	Power	Laminate
Eagle's Egg	F713-40x34.5x3-Z	40" x 34.5" x 3" 4 lbs.	✓	N/A	N/A	N/A	N/A	N/A

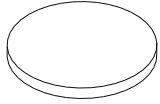


### ORIOLE'S NEST (F092)

Product Name	Product No. Fully Zippered	Dimen./Wght. L x W x H	Fully Zippered	6" Premium Legs	Hubless Casters	Sled Legs Sm/Lg	Power (Legs Only)	Laminate
Oriole's Nest (Includes 1 "Egg" insert)	F092-48x21x56.5-Z-SET	48" x 21" x 56.5" 35 lbs.	✓	N/A	N/A	N/A	N/A	N/A

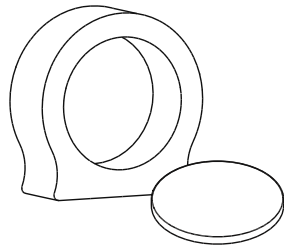
# PRODUCT REFERENCE GUIDE

## Nest Series Cont.



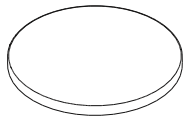
### ORIOLE'S EGG (F005-35) ALSO FITS LUG NEST (F129)

Product Name	Product No. Fully Zippered (Z)	Dimen./Wght. L x W x H	Fully Zippered	6" Premium Legs	Hubless Casters	Sled Legs Sm/Lg	Power	Laminate
Oriole's Egg	F005-35x3-Z	35" x 3" 3 lbs.	✓	N/A	N/A	N/A	N/A	N/A



### FALCON'S NEST (F093)

Product Name	Product No. Fully Zippered (Z)	Dimen./Wght. L x W x H	Fully Zippered	6" Premium Legs	Hubless Casters	Sled Legs Sm/Lg	Power	Laminate
Falcon's Nest (Includes 1 "Egg" insert)	F093-64x24x65-Z-SET	64" x 24" x 65" 63 lbs.	✓	N/A	N/A	N/A	N/A	N/A



### FALCON'S EGG (F005-47) ALSO FITS HEX NEST (F130)

Product Name	Product No. Fully Zippered (Z)	Dimen./Wght. L x W x H	Fully Zippered	6" Premium Legs	Hubless Casters	Sled Legs Sm/Lg	Power	Laminate
Falcon's Egg	F005-47x3-Z	47" x 3" 5 lbs.	✓	N/A	N/A	N/A	N/A	N/A



### LUG NEST (F129) FITS ORIOLE EGG (F005-35)

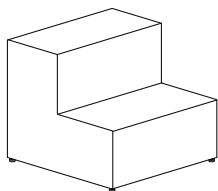
Product Name	Product No. Fully Zippered (Z)	Dimen./Wght. L x W x H	Fully Zippered	6" Premium Legs	Hubless Casters	Sled Legs Sm/Lg	Power	Laminate
Lug Nest (Includes 1 "Egg" insert)	F129-58.9x24x51-Z-SET	58.9" x 24" x 51" 38.84 lbs.	✓	N/A	N/A	N/A	N/A	N/A



### HEX NEST (F130) FITS FALCON EGG (F005-47)

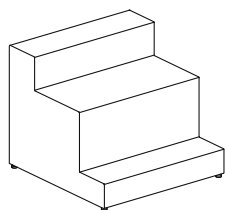
Product Name	Product No. Fully Zippered (Z)	Dimen./Wght. L x W x H	Fully Zippered	6" Premium Legs	Hubless Casters	Sled Legs Sm/Lg	Power	Laminate
Hex Nest (Includes 1 "Egg" insert)	F130-72.75x24x63-Z-SET	72.75" x 24" x 63" 52.84 lbs.	✓	N/A	N/A	N/A	N/A	N/A

## Step Series



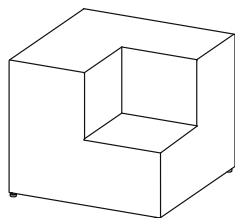
### TWO STEP (F027)

Product Name	Product No. Glides (G)	Dimen./Wght. L x W x H	Fully Zippered	6" Premium Legs	Hubless Casters	Sled Legs Sm/Lg	Power	Laminate
Two Step (1st step height 16.5")	F027-38x38x32-G	38" x 38" x 32" 52 lbs.	N/A	N/A	N/A	N/A	✓	N/A



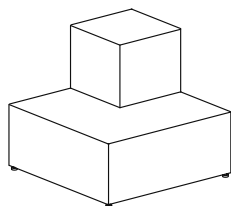
### THREE STEP (F028)

Product Name	Product No. Glides (G)	Dimen./Wght. L x W x H	Fully Zippered	6" Premium Legs	Hubless Casters	Sled Legs Sm/Lg	Power	Laminate
Three Step (1st step height 7", 2nd step height 23")	F028-38x38x32-G	38" x 38" x 32" 48 lbs.	N/A	N/A	N/A	N/A	✓	N/A



### TWO STEP INSIDE CORNER (F029)

Product Name	Product No. Glides (G)	Dimen./Wght. L x W x H	Fully Zippered	6" Premium Legs	Hubless Casters	Sled Legs Sm/Lg	Power	Laminate
Two Step Inside Corner (Step/seat height 16.5)	F029-38x38x32-G	38" x 38" x 32" 58 lbs.	N/A	N/A	N/A	N/A	✓	N/A

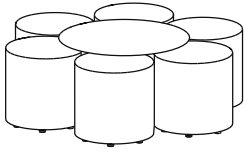


### TWO STEP OUTSIDE CORNER (F030)

Product Name	Product No. Glides (G)	Dimen./Wght. L x W x H	Fully Zippered	6" Premium Legs	Hubless Casters	Sled Legs Sm/Lg	Power	Laminate
Two Step Outside Corner (Step/seat height 16.5)	F030-38x38x32-G	38" x 38" x 32" 46 lbs.	N/A	N/A	N/A	N/A	✓	N/A

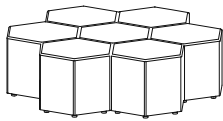
# PRODUCT REFERENCE GUIDE

## Collaborative Set Series



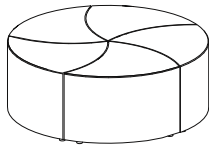
**DAISY SET (F038)**

Product Name	Product No. Glides (G), Legs (L)	Dimen./Wght. Dia x H	Fully Zippered	6" Premium Legs	Hubless Casters	Sled Legs Sm/Lg	Power	Laminate
Daisy Set (7 pcs.)	F038-60x18-G-SET	60" x 18" 66 lbs.	✓	✓	N/A	N/A	N/A	✓



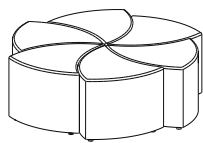
**BEEHIVE SET (F041)**

Product Name	Product No. Glides (G), Legs (L)	Dimen./Wght. L x W x H	Fully Zippered	6" Premium Legs	Hubless Casters	Sled Legs Sm/Lg	Power	Laminate
Beehive Set (7 pcs.)	F041-63x60x18-G-SET	63" x 60" x 18" 85 lbs.	✓	N/A	N/A	N/A	N/A	✓



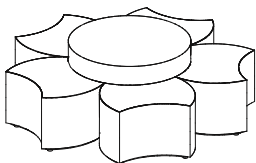
**SPIN SET (F039)**

Product Name	Product No. Glides (G)	Dimen./Wght. Dia x H	Fully Zippered	6" Premium Legs	Hubless Casters	Sled Legs Sm/Lg	Power	Laminate
Spin Set (5 pcs.)	F039-48x18-G-SET	48" x 18" 53 lbs.	✓	N/A	N/A	N/A	N/A	N/A



**XL SPIN SET (F042)**

Product Name	Product No. Glides (G)	Dimen./Wght. Dia x H	Fully Zippered	6" Premium Legs	Hubless Casters	Sled Legs Sm/Lg	Power	Laminate
XL Spin Set (6 pcs.)	F042-56x18-G-SET	56" x 18" 63 lbs.	✓	N/A	N/A	N/A	N/A	N/A



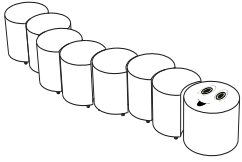
**BOWTIE SET (F078)**

Product Name	Product No. Glides (G), Legs (L), Casters (C)	Dimen./Wght. L x W x H	Fully Zippered	6" Premium Legs	Hubless Casters	Sled Legs Sm/Lg	Power	Laminate
Bowtie Set (Seat height 18" - 6 pcs.)	F078-74.5x24-G-SET	74.5" x 24" 103 lbs.	✓	✓	✓	N/A	N/A	✓



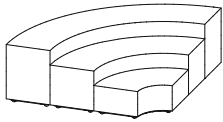
# PRODUCT REFERENCE GUIDE

## Collaborative Set Series Cont.



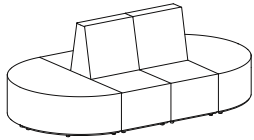
### CAYLEE CATERPILLAR (F043)

Product Name	Product No. Glides (G)	Dimen./Wght. L x W x H	Fully Zippered	6" Premium Legs	Hubless Casters	Sled Legs Sm/Lg	Power	Laminate
Caylee Caterpillar (8 pcs.)	F043-18-G-SET	166" x 22" x 18" 64 lbs.	✓	N/A	N/A	N/A	N/A	N/A



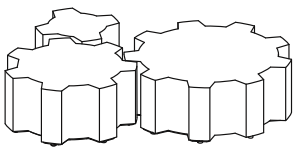
### RAINBOW BENCH SET (F044)

Product Name	Product No. Glides (G)	Dimen./Wght. L x W x H	Fully Zippered	6" Premium Legs	Hubless Casters	Sled Legs Sm/Lg	Power	Laminate
Rainbow Bench Set (3 pcs.)	F044-91x54x24-G-SET	91" x 54" x 24" 100 lbs.	✓	N/A	N/A	N/A	N/A	N/A



### XL TRAIN STATION SET (FK002)

Product Name	Product No. Glides (G), Legs (L), Casters (C)	Dimen./Wght. L x W x H	Fully Zippered	6" Premium Legs	Hubless Casters	Sled Legs Sm/Lg	Power	Laminate
XL Train Station Set (Seat height 18" - 8 pcs.)	FK002-108x60x39.5-G-SET	108"x60"x39.5" 186 lbs.	✓	✓	✓	N/A	N/A	N/A

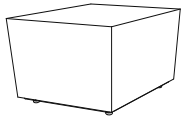


### GEAR SET (F111)

Product Name	Product No. Glides (G)	Dimen./Wght. L x W x H	Fully Zippered	6" Premium Legs	Hubless Casters	Sled Legs Sm/Lg	Power	Laminate
Gear Set (3 pcs.)	F111-LMS-G-SET	110" x 48" x 18" 84 lbs.	N/A	N/A	N/A	N/A	N/A	N/A
Gear Large	F111-48x18-G	48" x 18" 46 lbs.	N/A	N/A	N/A	N/A	N/A	N/A
Gear Medium	F111-38x18-G	38" x 18" 28 lbs.	N/A	N/A	N/A	N/A	N/A	N/A
Gear Small	F111-24x18-G	24" x 18" 10 lbs.	N/A	N/A	N/A	N/A	N/A	N/A

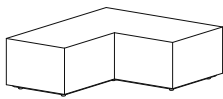
# PRODUCT REFERENCE GUIDE

## Network Series



### DIAMOND OTTOMAN (F112)

Product Name	Product No. Glides (G)	Dimen./Wght. L x W x H	Fully Zippered	6" Premium Legs	Hubless Casters	Sled Legs Sm/Lg	Power	Laminate
Diamond Ottoman (Seat height available 11-14")	F112-36x18x14 (G)	36" x 18" x 14" 10 lbs.	N/A	6	N/A	N/A	N/A	✓
Diamond Ottoman (Seat height available 15-18")	F112-36x18x18 (G)	36" x 18" x 18" 12 lbs.	N/A	6	N/A	N/A	N/A	✓
Diamond Ottoman (Seat height available 19-21")	F112-36x18x21 (G)	36" x 18" x 21" 13 lbs.	N/A	6	N/A	N/A	N/A	✓



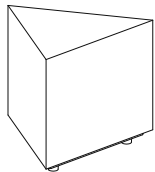
### BOOMERANG BENCH (F113)

Product Name	Product No. Glides (G)	Dimen./Wght. L x W x H	Fully Zippered	6" Premium Legs	Hubless Casters	Sled Legs Sm/Lg	Power	Laminate
Boomerang Bench (Seat height available 11-14")	F113-72x18x14 (G)	72" x 31.8" x 14" 30 lbs.	N/A	8	8	N/A	✓	N/A
Boomerang Bench (Seat height available 15-18")	F113-72x18x18 (G)	72" x 31.8" x 18" 34 lbs.	N/A	8	8	N/A	✓	N/A
Boomerang Bench (Seat height available 19-21")	F113-72x18x21 (G)	72" x 31.8" x 21" 38 lbs.	N/A	8	8	N/A	✓	N/A



### BOOMERANG SOFA (F123)

Product Name	Product No. Glides (G)	Dimen./Wght. L x W x H	Fully Zippered	6" Premium Legs	Hubless Casters	Sled Legs Sm/Lg	Power	Laminate
Boomerang Sofa	F123-72x18x25 (G)	72" x 31.8" x 25" 37 lbs.	N/A	8	8	N/A	✓	N/A

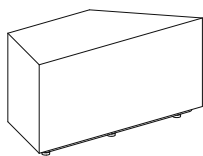


### TRIANGLE OTTOMAN (F114)

Product Name	Product No. Glides (G)	Dimen./Wght. L x W x H	Fully Zippered	6" Premium Legs	Hubless Casters	Sled Legs Sm/Lg	Power	Laminate
Triangle Ottoman (Seat height available 11-14")	F114-20.75x18x14 (G)	20.75" x 18" x 14" 5 lbs.	N/A	4	N/A	N/A	N/A	✓
Triangle Ottoman (Seat height available 15-18")	F114-20.75x18x18 (G)	20.75" x 18" x 18" 6 lbs.	N/A	4	N/A	N/A	N/A	✓
Triangle Ottoman (Seat height available 19-21")	F114-20.75x18x21 (G)	20.75" x 18" x 21" 7 lbs.	N/A	4	N/A	N/A	N/A	✓

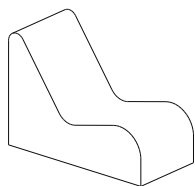
# PRODUCT REFERENCE GUIDE

## Network Series Cont.



### TRAPEZOID BENCH (F115)

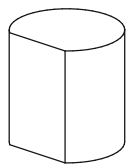
Product Name	Product No. Glides (G)	Dimen./Wght. L x W x H	Fully Zippered	6" Premium Legs	Hubless Casters	Sled Legs Sm/Lg	Power	Laminate
Trapezoid Bench (Seat height available 11-14")	F115-41.5x18x14 (G)	41.5" x 18" x 14" 14 lbs.	N/A	5	5	N/A	N/A	N/A
Trapezoid Bench (Seat height available 15-18")	F115-41.5x18x18 (G)	41.5" x 18" x 18" 17 lbs.	N/A	5	5	N/A	N/A	N/A
Trapezoid Bench (Seat height available 19-21")	F115-41.5x18x21 (G)	41.5" x 18" x 21" 18 lbs.	N/A	5	5	N/A	N/A	N/A



### ANDERSON XL (F110)

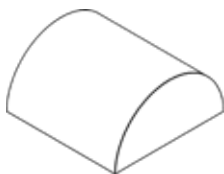
Product Name	Product No. Fully Zippered (Z)	Dimen./Wght. L x W x H	Fully Zippered	6" Premium Legs	Hubless Casters	Sled Legs Sm/Lg	Power	Laminate
Anderson XL	F110-42x20x30-Z	42" x 20" x 30" 14 lbs.	✓	N/A	N/A	N/A	N/A	N/A

## Lotus Series



### LOG OTTOMAN (FK501)

Product Name	Product No. Fully Zippered (Z)	Dimen./Wght. L x W x H	Fully Zippered	6" Premium Legs	Hubless Casters	Sled Legs Sm/Lg	Power	Laminate
Log Ottoman	FK501-17x15x18-Z	17" x 15" x 18" 5 lbs.	✓	N/A	N/A	N/A	N/A	N/A



### HALF DOME (FK031)

Product Name	Product No. Fully Zippered (Z)	Dimen./Wght. L x W x H	Fully Zippered	6" Premium Legs	Hubless Casters	Sled Legs Sm/Lg	Power	Laminate
Half Dome (Seat height available 12")	FK031-24x24x12-Z	24" x 24" x 12" 6 lbs.	✓	N/A	N/A	N/A	N/A	N/A
Half Dome (Seat height available 18")	FK031-36x36x18-Z	36" x 36" x 18" 18 lbs.	✓	N/A	N/A	N/A	N/A	N/A
Half Dome (Seat height available 24")	FK031-48x48x24-Z	48" x 48" x 24" 42 lbs.	✓	N/A	N/A	N/A	N/A	N/A

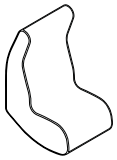
# PRODUCT REFERENCE GUIDE

Lotus Cont.



## ROCK'N ROLLER XL (F119)

Product Name	Product No. Fully Zippered (Z)	Dimen./Wght. L x W x H	Fully Zippered	6" Premium Legs	Hubless Casters	Sled Legs Sm/Lg	Power	Laminate
XL Rock'n Roller	F119-22x31x35-Z	22" x 31" x 35" 15 lbs	✓	N/A	N/A	N/A	N/A	N/A



## MEDIA CHAIR (F122)

Product Name	Product No. Fully Zippered (Z)	Dimen./Wght. L x W x H	Fully Zippered	6" Premium Legs	Hubless Casters	Sled Legs Sm/Lg	Power	Laminate
Media Chair Jr.	F122-16x22.75x33-Z	16" x 22.75" x 33" 6 lbs.	✓	N/A	N/A	N/A	N/A	N/A
Media Chair	F122-20x32.5x47-Z	20" x 32" x 47" 16 lbs.	✓	N/A	N/A	N/A	N/A	N/A



## ZERO GRAVITY CHAIR (F121)

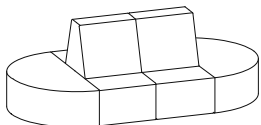
Product Name	Product No. Fully Zippered (Z)	Dimen./Wght. L x W x H	Fully Zippered	6" Premium Legs	Hubless Casters	Sled Legs Sm/Lg	Power	Laminate
Zero Gravity Chair Jr.	F121-14x29.7x23.7-Z	14" x 29.7" x 23.7" 5 lbs.	✓	N/A	N/A	N/A	N/A	N/A
Zero Gravity Chair	F122-20x45x37.7-Z	20" x 45" x 37.7" 16 lbs.	✓	N/A	N/A	N/A	N/A	N/A

Lotus Jr.



## RAINBOW CLIMBER SET (FK001)

Product Name	Product No. Fully Zippered (Z)	Dimen./Wght. L x W x H	Fully Zippered	6" Premium Legs	Hubless Casters	Sled Legs Sm/Lg	Power	Laminate
Rainbow Climber Set (3 pcs.)	FK001-36x15x18-Z-SET	36" x 15" x 18" 8 lbs.	✓	N/A	N/A	N/A	N/A	N/A

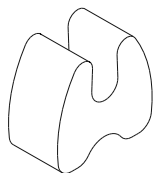


## TRAIN STATION JR. SET (FK002)

Product Name	Product No. Fully Zippered (Z)	Dimen./Wght. L x W x H	Fully Zippered	6" Premium Legs	Hubless Casters	Sled Legs Sm/Lg	Power	Laminate
Train Station Jr. Set (Seat height 10" - 8 pcs.)	FK002-68x36x23.25-Z-SET	68" x 36" x 23.25" 26 lbs.	✓	N/A	N/A	N/A	N/A	N/A

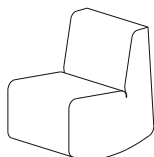
# PRODUCT REFERENCE GUIDE

Lotus Jr. Cont.



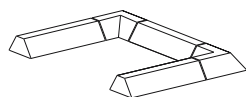
## HUG CHAIR (F721)

Product Name	Product No. Fully Zippered (Z)	Dimen./Wght. L x W x H	Fully Zippered	6" Premium Legs	Hubless Casters	Sled Legs Sm/Lg	Power	Laminate
Hug Chair	F721-29x15x27.5-Z	29" x 15" x 27.5" 8 lbs.	✓	N/A	N/A	N/A	N/A	N/A



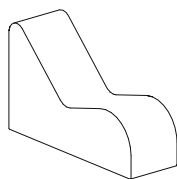
## ROCK'N ROLLER (FK027)

Product Name	Product No. Fully Zippered (Z)	Dimen./Wght. L x W x H	Fully Zippered	6" Premium Legs	Hubless Casters	Sled Legs Sm/Lg	Power	Laminate
Rock'n Roller	FK027-15x20x21-Z	15" x 20" x 21" 5 lbs.	✓	N/A	N/A	N/A	N/A	N/A
Rock'n Roller	FK027-20x27x28.25-Z	20" x 27" x 28.25" 11 lbs.	✓	N/A	N/A	N/A	N/A	N/A



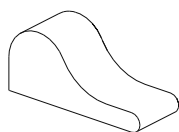
## BALANCE BEAM SET (FK003)

Product Name	Product No. Fully Zippered (Z)	Dimen./Wght. L x W x H	Fully Zippered	6" Premium Legs	Hubless Casters	Sled Legs Sm/Lg	Power	Laminate
Balance Beam Set (5 pcs.)	FK003-100x74x9-Z-SET	100" x 74" x 9" 23 lbs. (set)	✓	N/A	N/A	N/A	N/A	N/A



## ANDERSON CHAIR (FK005)

Product Name	Product No. Fully Zippered (Z)	Dimen./Wght. L x W x H	Fully Zippered	6" Premium Legs	Hubless Casters	Sled Legs Sm/Lg	Power	Laminate
Anderson Chair	FK005-36x12x22-Z	36" x 12" x 22" 6 lbs.	✓	N/A	N/A	N/A	N/A	N/A

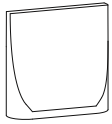


## FLOP CHAIR (FK006)

Product Name	Product No. Fully Zippered (Z)	Dimen./Wght. L x W x H	Fully Zippered	6" Premium Legs	Hubless Casters	Sled Legs Sm/Lg	Power	Laminate
Flop	FK006-34x12x16-Z	34" x 12" x 16" 4 lbs.	✓	N/A	N/A	N/A	N/A	N/A

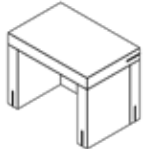
# PRODUCT REFERENCE GUIDE

Lotus Jr. Cont.



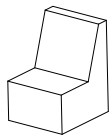
## FOM DIVIDER (FK028)

Product Name	Product No. Fully Zippered (Z)	Dimen./Wght. L x W x H	Fully Zippered	6" Premium Legs	Hubless Casters	Sled Legs Sm/Lg	Power	Laminate
Fom Divider	FK028-42x15x42-Z	22" x 31" x 35" 17 lbs.	✓	N/A	N/A	N/A	N/A	N/A



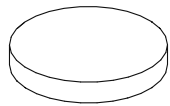
## FOM DESK (FK029)

Product Name	Product No. Fully Zippered (Z)	Dimen./Wght. L x W x H	Fully Zippered	6" Premium Legs	Hubless Casters	Sled Legs Sm/Lg	Power	Laminate
Fom Desk (4 pcs.) Height 24"	FK029 -36x24x24-Z-SET	36" x 24" x 24" 15 lbs.	✓	N/A	N/A	N/A	N/A	N/A
Fom Desk (4 pcs.) Height 28"	FK029 -36x24x28-Z SET	36" x 24" x 28" 16 lbs.	✓	N/A	N/A	N/A	N/A	N/A
Fom Desk (4 pcs.) Height 30"	FK029-36x24x30-Z-SET	36" x 24" x 30" 17 lbs.	✓	N/A	N/A	N/A	N/A	N/A



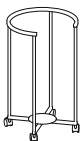
## FOM CHAIR (FK020)

Product Name	Product No. Fully Zippered (Z)	Dimen./Wght. L x W x H	Fully Zippered	6" Premium Legs	Hubless Casters	Sled Legs Sm/Lg	Power	Laminate
Fom Chair Seat Height 11"	FK020 -20x18x24.25-Z	20" x 18" x 24.25" .5 lbs.	✓	N/A	N/A	N/A	N/A	N/A
Fom Chair Seat Height 15"	FK020 -20x21x28.25-Z	20" x 21" x 28.25" 8 lbs.	✓	N/A	N/A	N/A	N/A	N/A
Fom Chair Seat Height 17"	FK020-20x23x30.25-Z	20" x 23" x 30.25" 9 lbs.	✓	N/A	N/A	N/A	N/A	N/A



## LILY PAD (FK007)

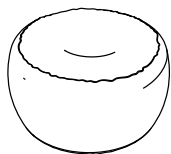
Product Name	Product No. Fully Zippered (Z)	Dimen./Wght. L x W x H	Fully Zippered	6" Premium Legs	Hubless Casters	Sled Legs Sm/Lg	Power	Laminate
3" Lily Pad	FK007-18x3-Z	18" x 3" 1 lbs.	✓	N/A	N/A	N/A	N/A	N/A
1" Lily Pad	FK007-18x1-Z	18" x 1" 1 lbs.	✓	N/A	N/A	N/A	N/A	N/A



## LILY CART

Product Name	Product No.	Dimen./Wght. L x W x H	Fully Zippered	6" Premium Legs	Hubless Casters	Sled Legs Sm/Lg	Power	Laminate
Lily Cart (fits 10 3" Lily Pads or 30 1" Lily Pads)	FK007-CART2	20" x 37" 20 lbs.	N/A	N/A	N/A	N/A	N/A	N/A

## Föm-Filled



### 3' FÖM BEAN BAG (FF003)

Product Name	Product No. Fully Zippered (Z)	Dimen./Wght. L x W x H	Fully Zippered	6" Premium Legs	Hubless Casters	Sled Legs Sm/Lg	Power	Laminate
3' Föm Bean Bag	FF003	36" x 36" x 24" 20 lbs.	✓	N/A	N/A	N/A	N/A	N/A



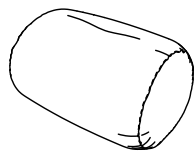
### 4' FÖM BEAN BAG (FF004)

Product Name	Product No. Fully Zippered (Z)	Dimen./Wght. L x W x H	Fully Zippered	6" Premium Legs	Hubless Casters	Sled Legs Sm/Lg	Power	Laminate
4' Föm Bean Bag	FF004	48" x 48" x 31" 45 lbs.	✓	N/A	N/A	N/A	N/A	N/A



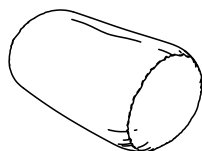
### 5' FÖM LOUNGER (FF017)

Product Name	Product No. Fully Zippered (Z)	Dimen./Wght. L x W x H	Fully Zippered	6" Premium Legs	Hubless Casters	Sled Legs Sm/Lg	Power	Laminate
5' Föm Bean Bag	FF017	60" x 48" x 48" 60 lbs.	✓	N/A	N/A	N/A	N/A	N/A



### 6' FÖM LOUNGER (FF012)

Product Name	Product No. Fully Zippered (Z)	Dimen./Wght. L x W x H	Fully Zippered	6" Premium Legs	Hubless Casters	Sled Legs Sm/Lg	Power	Laminate
6' Föm Bean Bag	FF012	72" x 48" x 48" 70 lbs.	✓	N/A	N/A	N/A	N/A	N/A



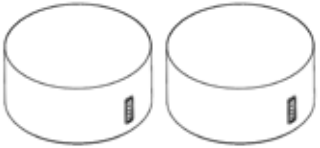
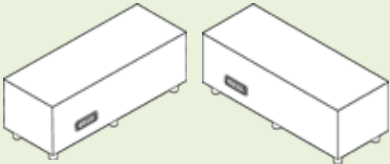







### 7' FÖM LOUNGER (FF013)

Product Name	Product No. Fully Zippered (Z)	Dimen./Wght. L x W x H	Fully Zippered	6" Premium Legs	Hubless Casters	Sled Legs Sm/Lg	Power	Laminate
7' Föm Bean Bag	FF013	84" x 48" x 48" 85 lbs.	✓	N/A	N/A	N/A	N/A	N/A

# POWER REFERENCE GUIDE

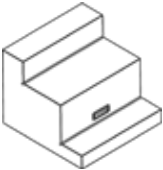


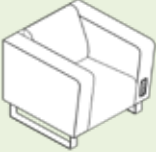




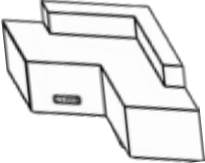
## POWER REFERENCE GUIDE

Product Name	Power Location	Daisy Chain
Linear Corner Ottoman (F001-31) 	Front	N/A
30" Round Ottoman (F005-30) 	Front & Back	✓
36" Round Ottoman (F005-36) 	Front & Back	✓
Bench 48 (F009) 	Front Lower Left & Back Lower Left	✓
Arc Bench 60 (F015) 	Front Lower Left	N/A
Linear Chair (F016) 	Front	N/A
Linear Loveseat (F017) 	Front Lower Right	N/A
Linear Sofa (F019) 	Front Lower Right	N/A
Two Step (F027) 	Front Center	N/A



# POWER REFERENCE GUIDE

## POWER REFERENCE GUIDE

Product Name	Power Location	Daisy Chain
Three Step (F028) 	Front 2nd Step	N/A
Two Step Inside Corner (F029) 	Front Right	N/A
Two Step Outside Corner (F030) 	Front Right	N/A
Club Social Chair (F050) 	Front Left Arm	N/A
Left Social Chair (F051) 	Front Left Arm	N/A
Right Social Chair (F052) 	Front Right Arm	N/A
Boomerang Bench (F113) 	Front Lower Left & Back Lower Left	✓
Trapezoid Bench (F115) 	Front	N/A
Boomerang Sofa (F123) 	Front Lower Left & Back Lower Left	✓



# CUSTOMER SERVICE

I N F O R M A T I O N & M O R E

## PURCHASE ORDERS

Be sure to include:

1. Quantity
2. SKU Number
3. Description
4. Pattern name and color choice
5. Color guide for items requiring one
6. Price for each item, including quote number.

Fomcore accepts orders via:

email: [sales@fomcore.com](mailto:sales@fomcore.com) or

contact your regional sales director

Modification of orders must be submitted to Fomcore in writing within 48 hours of initial sales order acknowledgment. In some cases, a change order fee may be charged if work is in progress or custom products are involved.

## TERMS

Invoice terms for credit accounts are Net 30 days. Orders are invoiced on day of shipment. New customers and international customers are cash in advance.

## SHIPPING - LEAD TIMES

All furniture is made to order. Shipping date is confirmed upon receipt of order. Every attempt will be made to meet that shipping date. However, it is subject to change without prior notification. Fomcore reserves the right to discontinue products and change product specifications and prices. Fomcore delivers to all 48 contiguous states. All orders delivering to other states and international locations are FOB Muskegon (zip code 49442), Michigan.

## WARRANTY

Products manufactured by Fomcore are warranted to be free of defects in material and workmanship under normal use for the lifetime of the product. Product must be properly cared for, maintained, and in use by its original owner. Under the warranty, the obligation of Fomcore is limited to the repair or replacement of such furniture. Damage in transit or by negligence, abuse, abnormal usage, misuse, accidents, or alterations nullifies the warranty. As Buyer's sole remedy under this warranty, Fomcore, at its option, will repair or replace damaged parts at no charge to the original owner of record provided the replacement or return has previously been authorized by Fomcore under terms of this warranty. Normal aging and wear of fabrics, filling materials, and finishes are expected from this warranty. It is expressly agreed that this remedy of repair, replacement, or credit, at Fomcore's option, is Buyer's exclusive remedy under this warranty. In no event shall Seller be liable for consequential damages.

**Fomcore**

SERVE. CREATE. INSPIRE.

1770 E. Keating Ave  
Muskegon, MI 49442  
Tel: 231.366.4791

[www.fomcore.com](http://www.fomcore.com)



## OUR COMMITMENT TO THE ENVIRONMENT AND SUSTAINABILITY

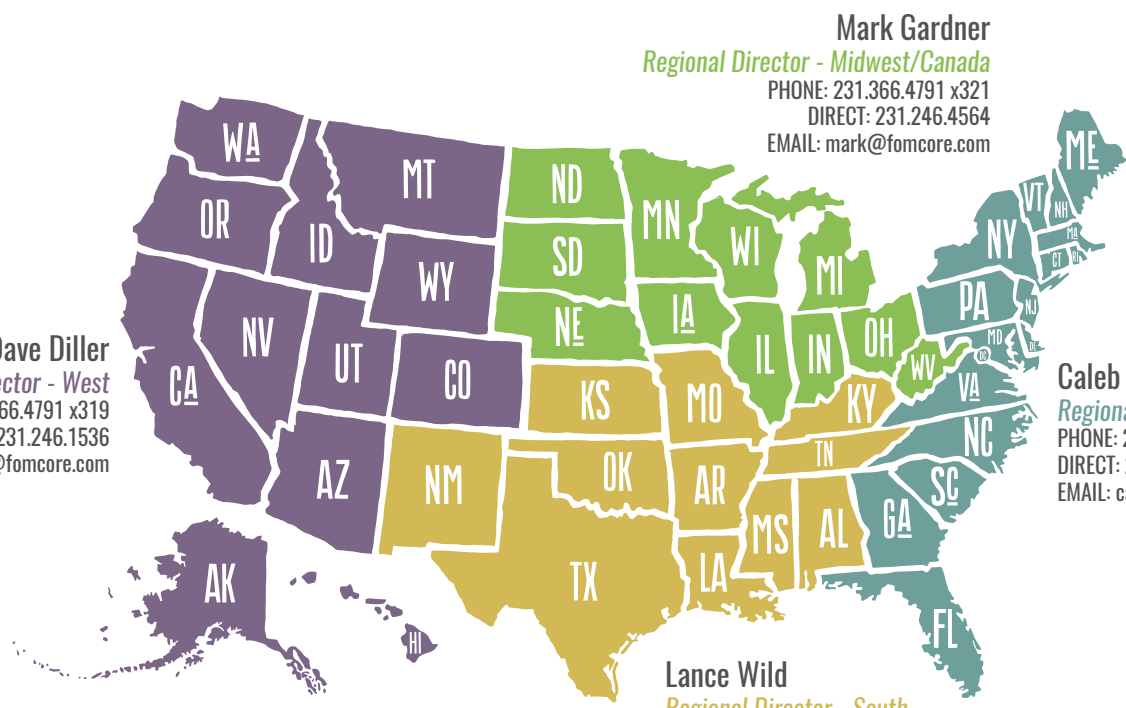
As the foam experts, our unique foam life cycle represents our continued commitment to the care and health of our environment and customers. Our shop begins with selecting high quality materials to produce your customizable pieces. One of our steps in eliminating ALL waste is efficiently cutting into the foam bun the shapes and sizes. The excess from our Amoebas, Rounds, and Lilies, for example, is shredded and recycled for products such as carpet padding and insulation.



An additional way we care about you and our environment includes exceeding the expectations and standards in the furniture industry. We earned the gold star clean air certification for our foam and fabric. This means our products have been independently tested by industry leaders for emissions into the ambient air. What does this means for you? You can breathe easy in your workplace.

# GET IN TOUCH

## R E G I O N A L D I R E C T O R S



**Dave Diller**  
*Regional Director - West*  
 PHONE: 231.366.4791 x319  
 DIRECT: 231.246.1536  
 EMAIL: dave@fomcore.com

**Mark Gardner**  
*Regional Director - Midwest/Canada*  
 PHONE: 231.366.4791 x321  
 DIRECT: 231.246.4564  
 EMAIL: mark@fomcore.com

**Caleb Sibert**  
*Regional Director - East*  
 PHONE: 231.366.4791 x322  
 DIRECT: 231.246.4566  
 EMAIL: caleb@fomcore.com

**Lance Wild**  
*Regional Director - South*  
 PHONE: 231.366.4791 x320  
 DIRECT: 231.246.4563  
 EMAIL: lance@fomcore.com



Fōm core

SERVE. CREATE. INSPIRE.

1770 E. Keating Ave  
Muskegon, MI 49442  
Tel: 231.366.4791

[www.fomcore.com](http://www.fomcore.com)

